



Bucharest, Romania
18th-20th May 2007

Support Race Dacia Logan Cup



Timing and Results by MST Systems Ltd

www.fiagt.com

www.mstworld.com

ADAC Logan Cup 2007

FREE PRACTICE 1

POS	NO	CL	DRIVER(S)	NAT	TEAM	TIME	LAPS	GAP	KPH
1	2		Timo RUMPFKEIL		VIP	1:48.421	16		103.29
2	14		Siems/Brandes		ADAC Niedersachsen-Anhalt I	1:49.018	22	0.597	102.73
3	5		Krafft/Stoldt		ADAC Hansa I / MC Elbe	1:49.474	21	1.053	102.30
4	26		Prinz/Prinz		Team Red Line	1:49.910	21	1.489	101.89
5	4		Constantin RAILENANU		VIP	1:50.527	21	2.106	101.32
6	33		Kaiser/Frick		Team Kaiser I Lohne	1:50.754	20	2.333	101.12
7	54		Ohlsson/Marks		Team 54 / Dr. Olaf Ohlsson	1:51.405	16	2.984	100.53
8	1		Neuelmann/Overbeck		Race4Fun	1:51.451	20	3.030	100.48
9	55		Gabriel TIURA		Team Racing Nick	1:51.460	18	3.039	100.48
10	15		Rochlitz/Amosse		ADAC Niedersachsen-Anhalt II	1:51.720	21	3.299	100.24
11	20		Finck/Huber		Hamburg Racing Team II	1:52.533	20	4.112	99.52
12	44		Noack/Freymuth		Team Kaiser II Lohne	1:52.713	21	4.292	99.36
13	19		Schauland/Budde		Hamburg Racing Team I	1:53.385	11	4.964	98.77
14	18		Brinkmann/Rosteck		ADAC Ostwestfalen-Lippe e.V.	1:53.466	18	5.045	98.70
15	6		Von Kiedrowskie/Helgevon Kiedr		MSC Oldenburg II	1:54.527	19	6.106	97.79
16	16		Costel CASUNEANU		VIP	1:54.528	19	6.107	97.78
17	17		Rolef/Greyer		AKF-Motorsport / Freymuth	1:54.592	19	6.171	97.73
18	3		Fasting/Fasting		MSC Oldenburg I	1:54.793	19	6.372	97.56
19	21		Cosmin TUDORAN		VIP	1:54.953	21	6.532	97.42
20	22		Dan ALEXANDRESCU		VIP	1:59.615	21	11.194	93.63

Weather / Track : Cloudy / Dry

Bucharest-Ring
Circuit Length = 3.1110 km.
Start: 10:00 End: 10:45

Race Director:	Steward:	Timekeeper:
----------------	----------	-------------

ADAC Logan Cup 2007

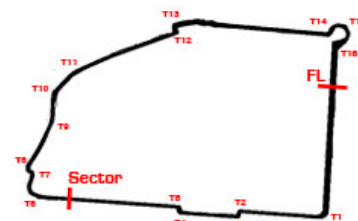
Free Practice 1 - Sector Analysis Report

Lap S1 Time S1 Spd S2 Time S2 Spd Lap Time Pit Lap S1 Time S1 Spd S2 Time S2 Spd Lap Time Pit

1 NEUELMANN				Race4Fun									
1	12:12.354	101.9		1:21.306	100.8	13:33.660	12	45.299	121.8		1:28.703	2:14.002	Pit
2	48.214	120.6		1:19.384	102.8	2:07.598	13	4:26.554	114.8		1:13.035	102.3	5:39.589
3	46.572	122.3		1:11.587	103.8	1:58.159	14	44.204	125.4		1:09.585	104.0	1:53.789
4	44.943	124.8		1:10.102	103.1	1:55.045	15	44.035	125.0		1:08.359	104.0	1:52.394
5	44.815	123.4		1:12.234	104.0	1:57.049	16	43.003	126.7		1:08.448	104.6	1:51.451
6	45.022	123.2		1:10.531	103.9	1:55.553	17	43.809	126.1		1:08.185	104.1	1:51.994
7	44.199	124.5		1:10.969	104.1	1:55.168	18	42.986	126.4		1:14.863	102.6	1:57.849
8	44.087	124.4		1:09.684	103.9	1:53.771	19	43.839	125.7		1:08.653	102.9	1:52.492
9	44.951	124.5		1:10.208	104.0	1:55.159	20	43.952	124.7		1:08.065	102.5	1:52.017
10	44.629	124.5		1:08.953	104.1	1:53.582							
11	1:05.010	60.1		1:54.701	103.8	2:59.711							

2 RUMPFKEIL				VIP									
1	12:41.315	117.5		1:18.999	101.6	14:00.314	10	44.801	121.4		1:47.030	2:31.831	Pit
2	50.502	116.7		1:21.479	87.5	2:11.981	11	12:36.091	126.3		1:07.245	105.4	13:43.336
3	51.753	82.9		1:18.631	96.6	2:10.384	12	42.173	129.0		1:12.000	105.9	1:54.173
4	49.127	110.7		1:19.098	104.5	2:08.225	13	55.198	122.5		1:12.805	104.9	2:08.003
5	44.234	123.9		1:09.343	105.5	1:53.577	14	42.270	127.9		1:06.958	105.0	1:49.228
6	43.689	125.7		1:09.109	105.7	1:52.798	15	41.770	128.8		1:06.740	104.6	1:48.510
7	43.531	126.0		1:08.024	105.3	1:51.555	16	41.890	128.5		1:06.531	105.2	1:48.421
8	43.033	125.4		1:08.312	105.2	1:51.345							
9	43.250	125.5		1:13.199	103.0	1:56.449							

3 FASTING				MSC Oldenburg I									
1	12:31.503	79.5		1:33.366	97.6	14:04.869	11	47.667	121.2		1:41.370	2:29.037	Pit
2	53.199	103.0		1:23.033	100.6	2:16.232	12	4:13.122	114.8		1:23.412	98.1	5:36.534
3	50.068	120.1		1:19.531	102.5	2:09.599	13	49.145	114.0		1:19.339	101.2	2:08.484
4	52.351	74.5		1:18.999	103.3	2:11.350	14	46.445	121.2		1:12.694	102.7	1:59.139
5	48.027	121.6		1:16.506	100.9	2:04.533	15	45.287	123.5		1:13.075	103.0	1:58.362
6	47.881	121.2		1:15.419	103.8	2:03.300	16	44.615	125.0		1:11.468	102.2	1:56.083
7	47.039	121.7		1:16.290	103.8	2:03.329	17	44.503	125.5		1:10.290	103.6	1:54.793
8	47.872	120.4		1:16.208	103.2	2:04.080	18	44.697	118.6		1:13.459	102.2	1:58.156
9	50.044	107.1		1:15.072	103.2	2:05.116	19	48.242	112.5		1:14.014	98.7	2:02.256
10	1:06.111	57.4		1:59.491	96.9	3:05.602							



Circuit Length - 3.111 kilometres
 Bucharest-Ring
 Bucharest-Ring

Weather / Track : Cloudy / Dry

Printed at 10:52, Friday, 18 May, 2007

© MST Systems Ltd, 2005 (www.mstworld.com)

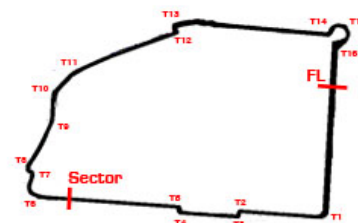
ADAC Logan Cup 2007

Free Practice 1 - Sector Analysis Report

Lap	S1 Time	S1 Spd	S2 Time	S2 Spd	Lap Time	Pit	Lap	S1 Time	S1 Spd	S2 Time	S2 Spd	Lap Time	Pit	
4 RAILENANU							VIP							
1			88.8		13:43.436		12	2:25.081	120.5			1:09.770	102.2	3:34.851
2			93.6		2:07.558		13	43.695	122.5			1:09.270	102.2	1:52.965
3			101.2		2:01.967		14	44.359	122.4			1:09.264	102.9	1:53.623
4	45.532	120.1	1:11.219	101.6	1:56.751		15	43.332	122.5			1:10.024	102.7	1:53.356
5	45.084	119.7	1:10.486	102.3	1:55.570		16	42.684	123.8			1:12.864	102.1	1:55.548
6	44.770	120.9	1:10.467	101.5	1:55.237		17	46.313	122.1			1:13.806	102.6	2:00.119
7	44.022	120.9	1:10.619	102.6	1:54.641		18	44.714	122.7			1:08.411	102.4	1:53.125
8	44.216	120.4	1:10.751	102.3	1:54.967		19	42.594	124.7			1:09.814	102.2	1:52.408
9	45.628	123.5	1:09.293	103.1	1:54.921		20	42.778	125.1			1:07.749	102.1	1:50.527
10	44.177	122.0	1:10.158	91.1	1:54.335		21	42.370	126.3			1:10.536	101.5	1:52.906
11	1:07.328	62.2	2:17.948		3:25.276	Pit								

Lap	S1 Time	S1 Spd	S2 Time	S2 Spd	Lap Time	Pit	Lap	S1 Time	S1 Spd	S2 Time	S2 Spd	Lap Time	Pit	
5 KRAFFT							ADAC Hansa I / MC Elbe							
1	12:33.132	79.1	1:28.240		14:01.372		12	47.119	117.6			1:15.274		2:02.393
2	49.972	117.0	1:21.697		2:11.669		13	47.373	119.3			1:13.770		2:01.143
3	49.427	122.1	1:12.392		2:01.819		14	46.120	122.8			1:11.892		1:58.012
4	45.058	122.7	1:09.206		1:54.264		15	45.776	123.4			1:10.469		1:56.245
5	44.008	123.1	1:08.398		1:52.406		16	45.001	122.5			1:10.954		1:55.955
6	42.965	126.3	1:11.612		1:54.577		17	44.906	115.2			1:10.505		1:55.411
7	42.678	125.1	1:08.033		1:50.711		18	46.005	121.8			1:09.466		1:55.471
8	42.597	126.1	1:07.660		1:50.257		19	44.032	123.8			1:09.699		1:53.731
9	42.119	126.9	1:07.355		1:49.474		20	43.481	125.2			1:08.406		1:51.887
10	42.710	127.2	1:27.946		2:10.656	Pit	21	43.334	125.1			1:07.746		1:51.080
11	4:02.304	112.8	1:16.400		5:18.704									

Lap	S1 Time	S1 Spd	S2 Time	S2 Spd	Lap Time	Pit	Lap	S1 Time	S1 Spd	S2 Time	S2 Spd	Lap Time	Pit	
6 VON KIEDROWSKIE							MSC Oldenburg II							
1	12:37.036	82.8	1:33.808	87.3	14:10.844		11	3:28.812	113.8			1:19.657	96.6	4:48.469
2	51.208	107.3	1:20.551	98.9	2:11.759		12	48.832	117.5			1:14.380	101.5	2:03.212
3	50.256	112.7	1:19.911	91.9	2:10.167		13	46.375	118.2			1:26.659	101.2	2:13.034
4	50.619	93.4	1:17.035	100.2	2:07.654		14	45.952	120.5			1:13.326	102.0	1:59.278
5	46.564	119.7	1:17.172	99.5	2:03.736		15	45.245	121.7			1:10.586	102.3	1:55.831
6	48.216	117.7	1:16.495	100.8	2:04.711		16	46.093	121.0			1:11.330	101.7	1:57.423
7	49.679	99.2	1:20.461	100.8	2:10.140		17	46.272	120.9			1:10.596	101.4	1:56.868
8	45.358	121.6	1:13.560	102.2	1:58.918		18	44.551	123.1			1:09.976	101.3	1:54.527
9	54.312	84.3	1:16.355	101.7	2:10.667		19	45.834	121.6			1:13.666	101.2	1:59.500
10	1:13.047	49.8	2:20.416		3:33.463	Pit								



Circuit Length - 3.111 kilometres
 Bucharest-Ring
 Bucharest-Ring

Weather / Track : Cloudy / Dry

Printed at 10:52, Friday, 18 May, 2007
 © MST Systems Ltd, 2005 (www.mstworld.com)

ADAC Logan Cup 2007

Free Practice 1 - Sector Analysis Report

Lap S1 Time S1 Spd S2 Time S2 Spd Lap Time Pit Lap S1 Time S1 Spd S2 Time S2 Spd Lap Time Pit

14 SIEMS

Lap	S1 Time	S1 Spd	S2 Time	S2 Spd	Lap Time	Pit	Lap	S1 Time	S1 Spd	S2 Time	S2 Spd	Lap Time	Pit
1	11:58.788	116.2	1:16.443	102.4	13:15.231		13	47.310	122.7	1:10.440	103.6	1:57.750	
2	48.233	121.8	1:12.653	104.9	2:00.886		14	43.874	125.7	1:09.395	105.9	1:53.269	
3	44.181	123.1	1:10.791	104.3	1:54.972		15	43.407	128.4	1:09.684	106.9	1:53.091	
4	43.992	124.7	1:09.124	105.3	1:53.116		16	43.636	125.7	1:11.012	106.0	1:54.648	
5	42.926	125.5	1:09.019	105.7	1:51.945		17	43.315	126.9	1:17.516	106.5	2:00.831	
6	42.569	127.6	1:08.231	106.9	1:50.800		18	42.562	129.6	1:09.539	105.0	1:52.101	
7	43.465	126.1	1:12.268	106.1	1:55.733		19	42.472	126.9	1:08.383	105.5	1:50.855	
8	43.304	126.3	1:08.467	103.5	1:51.771		20	42.304	128.2	1:07.794	105.5	1:50.098	
9	43.001	125.4	1:08.363	104.9	1:51.364		21	42.059	128.5	1:06.959	105.1	1:49.018	
10	42.818	125.0	1:34.133		2:16.951	Pit	22	42.404	128.7	1:12.526	100.0	1:54.930	
11	3:18.541	109.3	1:15.030	103.3	4:33.571								
12	45.194	120.8	1:10.276	102.8	1:55.470								

ADAC Niedersachsen-Anhalt I

15 ROCHLITZ

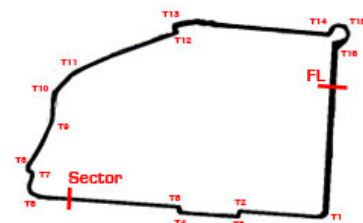
Lap	S1 Time	S1 Spd	S2 Time	S2 Spd	Lap Time	Pit	Lap	S1 Time	S1 Spd	S2 Time	S2 Spd	Lap Time	Pit
1	12:29.952	81.9	1:26.728	99.2	13:56.680		12	46.029	122.1	1:10.744	103.9	1:56.773	
2	47.369	121.4	1:19.133	100.6	2:06.502		13	45.865	120.1	1:10.803	103.9	1:56.668	
3	45.714	120.9	1:12.696	104.1	1:58.410		14	46.883	121.7	1:10.861	105.2	1:57.744	
4	44.248	123.5	1:11.007	104.2	1:55.255		15	45.411	122.7	1:10.485	104.4	1:55.896	
5	46.354	121.0	1:10.559	104.8	1:56.913		16	45.642	122.8	1:10.656	104.3	1:56.298	
6	44.232	123.7	1:09.245	104.3	1:53.477		17	44.262	124.2	1:09.312	104.4	1:53.574	
7	43.471	124.5	1:08.887	104.7	1:52.358		18	43.815	125.1	1:11.018	103.9	1:54.833	
8	43.162	125.4	1:08.730	105.5	1:51.892		19	44.043	123.5	1:09.141	104.3	1:53.184	
9	43.171	125.5	1:08.549	104.5	1:51.720		20	44.470	123.8	1:09.265	103.4	1:53.735	
10	43.549	124.8	1:28.105		2:11.654	Pit	21	45.924	119.6	1:11.768	102.6	1:57.692	
11	3:02.121	119.7	1:11.683	101.3	4:13.804								

ADAC Niedersachsen-Anhalt II

16 CASUNEANU

Lap	S1 Time	S1 Spd	S2 Time	S2 Spd	Lap Time	Pit	Lap	S1 Time	S1 Spd	S2 Time	S2 Spd	Lap Time	Pit
1	12:19.728	86.1	1:25.408	97.9	13:45.136		11	7:07.211	118.9	1:13.507	101.3	8:20.718	
2	50.634	108.7	1:17.170	100.5	2:07.804		12	46.418	122.1	1:12.218	102.2	1:58.636	
3	47.931	119.3	1:14.273	100.3	2:02.204		13	46.601	123.7	1:10.345	103.1	1:56.946	
4	46.679	120.5	1:14.112	100.8	2:00.791		14	44.265	124.1	1:10.263	102.1	1:54.528	
5	47.803	107.3	1:11.704	101.1	1:59.507		15	45.749	123.4	1:11.984	103.5	1:57.733	
6	47.508	117.5	1:12.920	101.4	2:00.428		16	47.056	109.0	1:10.675	102.3	1:57.731	
7	46.732	119.8	1:13.356	102.9	2:00.088		17	44.869	123.7	1:17.525	101.1	2:02.394	
8	45.937	119.6	1:12.384	101.5	1:58.321		18	45.577	123.1	1:18.483	101.1	2:04.060	
9	48.080	117.3	1:15.372	101.2	2:03.452		19	46.994	120.1	1:12.694	100.0	1:59.688	
10	44.593	123.2	1:53.666		2:38.259	Pit							

VIP



Circuit Length - 3.111 kilometres
Bucharest-Ring
Bucharest-Ring

Weather / Track : Cloudy / Dry

Printed at 10:52, Friday, 18 May, 2007

© MST Systems Ltd, 2005 (www.mstworld.com)

ADAC Logan Cup 2007

Free Practice 1 - Sector Analysis Report

Lap S1 Time S1 Spd S2 Time S2 Spd Lap Time Pit Lap S1 Time S1 Spd S2 Time S2 Spd Lap Time Pit

17 ROLEF

AKF-Motorsport / Freymuth

1	12:43.253	78.5			1:30.353	100.2	14:13.606	11	45.743	105.1			1:33.108		2:18.851 Pit
2	50.550	115.8			1:19.753	99.2	2:10.303	12	4:00.469	111.6			1:19.010	91.5	5:19.479
3	51.163	117.5			1:17.747	102.0	2:08.910	13	48.418	120.0			1:13.623	101.7	2:02.041
4	47.656	118.4			1:15.158	100.9	2:02.814	14	46.497	119.6			1:12.257	102.5	1:58.754
5	47.034	119.6			1:17.826	100.7	2:04.860	15	46.377	123.1			1:10.828	102.6	1:57.205
6	48.629	117.0			1:16.510	104.5	2:05.139	16	46.123	122.4			1:11.516	102.3	1:57.639
7	48.600	120.5			1:18.358	101.3	2:06.958	17	45.882	122.4			1:10.284	103.5	1:56.166
8	46.803	121.0			1:16.792	102.1	2:03.595	18	44.641	125.1			1:09.951	103.3	1:54.592
9	48.185	119.7			1:16.031	101.7	2:04.216	19	44.496	114.1			1:15.166	101.7	1:59.662
10	1:06.760	52.8			1:56.922	102.6	3:03.682								

18 BRINKMANN

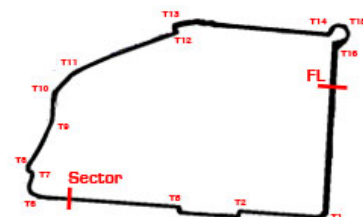
ADAC Ostwestfalen-Lippe e.V.

1	12:18.265	98.4			1:17.710	102.4	13:35.975	11	3:59.125	95.2			1:25.949	93.9	5:25.074
2	47.748	110.7			1:14.451	103.1	2:02.199	12	51.493	115.8			1:21.417	100.0	2:12.910
3	45.448	121.2			1:11.742	105.0	1:57.190	13	49.321	117.9			1:18.961	100.3	2:08.282
4	44.411	122.5			1:10.414	104.5	1:54.825	14	48.247	117.2			1:18.175	101.4	2:06.422
5	44.477	123.2			1:08.989	102.4	1:53.466	15	47.872	118.1			1:17.414	102.1	2:05.286
6	44.860	123.4			1:23.977		2:08.837 Pit	16	46.538	119.3			1:16.306	101.6	2:02.844
7	3:30.832	121.6			1:09.038	103.7	4:39.870	17	47.391	119.7			1:14.094	102.0	2:01.485
8	45.176	122.1			1:08.943	102.8	1:54.119	18	46.231	118.4			1:14.727	101.5	2:00.958
9	44.027	122.7			1:43.009		2:27.036								
10	1:20.779	103.1			1:29.675		2:50.454 Pit								

19 SCHAULAND

Hamburg Racing Team I

1					98.3	13:06.088	7	44.700	123.8				1:21.240	101.0	2:05.940
2					100.3	2:15.759	8	45.069	124.1				1:11.240	103.8	1:56.309
3					103.3	2:01.873	9	46.831	124.5				1:09.945	103.5	1:56.776
4					103.1	1:58.271	10	44.482	123.8				1:08.903	102.5	1:53.385
5	45.841	122.0			1:10.215	104.4	1:56.056	11	1:04.945	58.9			2:03.494		3:08.439 Pit
6	44.979	122.7			1:10.197	102.6	1:55.176								



Circuit Length - 3.111 kilometres
Bucharest-Ring
Bucharest-Ring

Weather / Track : Cloudy / Dry

Printed at 10:52, Friday, 18 May, 2007

© MST Systems Ltd, 2005 (www.mstworld.com)

Page 4

ADAC Logan Cup 2007

Free Practice 1 - Sector Analysis Report

Lap S1 Time S1 Spd S2 Time S2 Spd Lap Time Pit Lap S1 Time S1 Spd S2 Time S2 Spd Lap Time Pit

20 FINCK

1	12:11.406	102.8			1:21.538	94.4	13:32.944
2	50.332	114.7			1:16.514	100.9	2:06.846
3	46.622	118.8			1:12.194	95.8	1:58.816
4	45.076	120.5			1:09.872	100.7	1:54.948
5	49.254	120.8			1:13.224	99.2	2:02.478
6	44.178	123.2			1:09.576	102.9	1:53.754
7	43.462	123.5			1:09.836	103.2	1:53.298
8	43.725	124.7			1:10.071	102.4	1:53.796
9	45.974	123.7			1:09.639	103.7	1:55.613
10	44.667	112.2			1:10.277	103.0	1:54.944
11	1:09.506	55.1			2:14.985		3:24.491 Pit

Hamburg Racing Team II

12	4:50.071	101.9			1:20.378	100.4	6:10.449
13	47.474	118.5			1:12.161	102.8	1:59.635
14	44.512	121.4			1:11.417	103.2	1:55.929
15	45.745	122.1			1:10.819	102.9	1:56.564
16	44.400	124.5			1:10.187	103.1	1:54.587
17	43.625	125.7			1:10.319	102.5	1:53.944
18	43.296	125.5			1:11.100	103.0	1:54.396
19	43.223	125.2			1:09.310	102.6	1:52.533
20	44.806	120.8			1:12.775	103.2	1:57.581

21 TUDORAN

1					92.3	13:55.940	
2					93.1	2:16.709	
3					98.4	2:11.925	
4	48.929	114.6			1:18.764	99.2	2:07.693
5	48.338	117.7			1:17.476	99.6	2:05.814
6	48.155	115.8			1:16.034	97.2	2:04.189
7	48.248	117.0			1:18.555	100.0	2:06.803
8	48.723	110.6			1:14.726	99.2	2:03.449
9	46.845	117.7			1:11.891	99.6	1:58.736
10	55.564	57.7			1:54.749		2:50.313
11	53.719	117.6			1:11.510	98.0	2:05.229

VIP

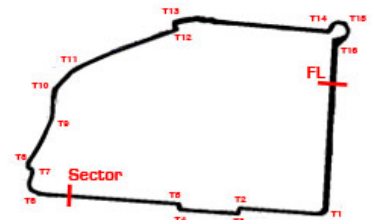
12	45.832	117.6			1:11.474	96.6	1:57.306
13	45.862	118.8			1:13.042	97.2	1:58.904
14	47.280	116.7			1:12.155	99.3	1:59.435
15	45.054	120.9			1:10.993	99.7	1:56.047
16	44.588	120.5			1:10.365	99.3	1:54.953
17	45.190	122.5			1:26.432	99.2	2:11.622
18	47.696	115.6			1:11.288	99.7	1:58.984
19	46.245	118.2			1:12.750	97.4	1:58.995
20	46.220	117.3			1:10.921	97.1	1:57.141
21	45.873	118.4			1:09.795	99.3	1:55.668

22 ALEXANDRESCU

1	12:20.586	98.1			1:28.154	13:48.740	
2	52.329	115.7			1:25.681	2:18.010	
3	50.938	117.5			1:22.736	2:13.674	
4	50.059	118.6			1:20.296	2:10.355	
5	48.633	118.4			1:20.327	2:08.960	
6	48.469	119.8			1:16.926	2:05.395	
7	48.625	119.3			1:17.810	102.8	2:06.435
8	47.583	120.6			1:16.292	2:03.875	
9	48.095	118.5			1:14.989	2:03.084	
10	50.052	64.0			1:55.126	2:45.178	
11	54.870	118.5			1:14.258	2:09.128	

VIP

12	47.442	120.2			1:14.062	2:01.504
13	47.597	119.7			1:15.457	2:03.054
14	47.488	116.2			1:15.059	2:02.547
15	46.949	119.7			1:15.592	2:02.541
16	47.133	120.6			1:14.521	2:01.654
17	47.571	120.6			1:13.191	2:00.762
18	46.542	120.1			1:14.031	2:00.573
19	46.995	119.2			1:14.705	2:01.700
20	47.554	119.2			1:12.818	2:00.372
21	46.946	119.2			1:12.669	1:59.615



Circuit Length - 3.111 kilometres
Bucharest-Ring
Bucharest-Ring

Weather / Track : Cloudy / Dry

Printed at 10:52, Friday, 18 May, 2007

© MST Systems Ltd, 2005 (www.mstworld.com)

ADAC Logan Cup 2007

Free Practice 1 - Sector Analysis Report

Lap S1 Time S1 Spd S2 Time S2 Spd Lap Time Pit Lap S1 Time S1 Spd S2 Time S2 Spd Lap Time Pit

26 PRINZ

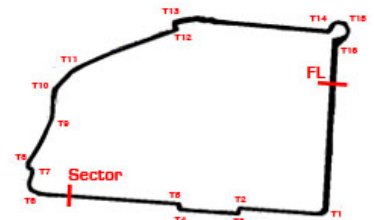
26 PRINZ				Team Red Line							
1			95.4	13:23.946	12	44.385	121.7	1:08.731	103.7	1:53.116	
2			101.0	2:04.370	13	43.603	121.4	1:10.637	102.8	1:54.240	
3			103.1	1:57.520	14	42.991	123.9	1:08.079	103.0	1:51.070	
4			101.9	1:57.182	15	42.753	124.7	1:11.266	103.0	1:54.019	
5	45.305	122.5	1:10.742	101.1	1:56.047	16	43.068	124.5	1:07.862	103.6	1:50.930
6	44.819	122.4	1:10.370	102.3	1:55.189	17	42.895	125.8	1:09.607	102.9	1:52.502
7	44.663	122.5	1:16.823	97.2	2:01.486	18	42.544	123.9	1:07.879	103.5	1:50.423
8	46.056	119.6	1:21.594	101.6	2:07.650	19	42.383	126.7	1:17.468	102.3	1:59.851
9	44.049	121.7	1:24.216	101.7	2:08.265	20	42.753	126.3	1:07.473	103.2	1:50.226
10	44.141	121.2	1:41.293		2:25.434 Pit	21	42.586	125.1	1:07.324	102.8	1:49.910
11	3:36.686	114.4	1:13.058	97.3	4:49.744						

33 KAISER

33 KAISER				Team Kaiser I Lohne							
1	12:42.545	80.4	1:25.154	100.4	14:07.699	12	3:14.115	117.1	1:15.479	101.3	4:29.594
2	50.020	115.7	1:16.037	102.6	2:06.057	13	48.600	117.6	1:16.397	100.1	2:04.997
3	49.192	120.9	1:13.376	104.9	2:02.568	14	47.214	120.2	1:13.904	102.5	2:01.118
4	46.089	122.4	1:10.773	105.1	1:56.862	15	47.356	120.4	1:12.906	102.4	2:00.262
5	44.370	122.4	1:10.665	105.5	1:55.035	16	46.467	122.4	1:12.458	101.4	1:58.925
6	43.725	122.4	1:09.863	104.7	1:53.588	17	45.955	122.5	1:14.748	102.5	2:00.703
7	44.071	123.4	1:08.276	104.7	1:52.347	18	46.349	115.6	1:16.114	103.5	2:02.463
8	42.836	124.2	1:07.918	105.3	1:50.754	19	47.404	117.6	1:14.560	101.8	2:01.964
9	43.135	123.9	1:08.163	105.0	1:51.298	20	45.509	121.2	1:15.519	101.8	2:01.028
10	42.705	124.7	1:12.848		1:55.553						
11	1:15.816	63.9	1:59.536		3:15.352 Pit						

44 NOACK

44 NOACK				Team Kaiser II Lohne							
1	12:25.803	82.1	1:23.532	99.9	13:49.335	12	48.925	117.7	1:17.087	100.2	2:06.012
2	52.722	115.6	1:15.636	102.3	2:08.358	13	48.177	118.9	1:14.514	101.7	2:02.691
3	46.775	119.3	1:12.308	103.7	1:59.083	14	47.052	120.0	1:12.852	102.0	1:59.904
4	46.030	121.2	1:11.612	104.4	1:57.642	15	46.324	121.3	1:12.191	102.7	1:58.515
5	45.317	123.1	1:10.489	103.1	1:55.806	16	46.686	117.5	1:11.680	103.0	1:58.366
6	44.029	125.0	1:09.490	104.7	1:53.519	17	46.072	122.7	1:15.881	102.0	2:01.953
7	43.543	124.2	1:09.283	104.7	1:52.826	18	46.188	122.0	1:11.001	101.9	1:57.189
8	43.561	125.8	1:09.152	104.0	1:52.713	19	45.249	124.4	1:12.059	98.1	1:57.308
9	43.615	125.4	1:20.016	103.4	2:03.631	20	44.703	122.1	1:10.357	102.2	1:55.060
10	43.478	118.6	1:38.865		2:22.343 Pit	21	45.277	122.7	1:11.087	97.4	1:56.364
11	3:24.398	106.0	1:20.855	97.7	4:45.253						



Circuit Length - 3.111 kilometres
Bucharest-Ring
Bucharest-Ring

Weather / Track : Cloudy / Dry

Printed at 10:52, Friday, 18 May, 2007

© MST Systems Ltd, 2005 (www.mstworld.com)

ADAC Logan Cup 2007

Free Practice 1 - Sector Analysis Report

Lap S1 Time S1 Spd S2 Time S2 Spd Lap Time Pit Lap S1 Time S1 Spd S2 Time S2 Spd Lap Time Pit

54 OHLSSON

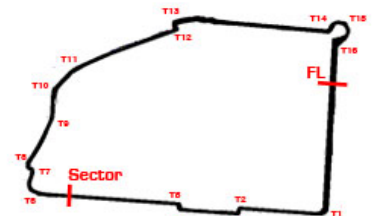
Team 54 / Dr. Olaf Ohlsson

1	12:38.795	86.0	1:32.695	91.8	14:11.490	10	58.415	60.3	1:54.383	2:52.798	
2	52.155	112.7	1:19.660	92.5	2:11.815	11	53.068	120.6	1:09.273	103.0	2:02.341
3	50.677	112.2	1:20.470	98.0	2:11.147	12	44.607	123.2	1:08.886	103.5	1:53.493
4	48.013	117.6	1:14.125	97.5	2:02.138	13	43.792	124.8	1:09.191	103.4	1:52.983
5	47.003	117.2	1:17.732	95.0	2:04.735	14	43.109	125.0	1:08.941	103.0	1:52.050
6	48.652	116.0	1:16.469	101.4	2:05.121	15	43.339	125.1	1:08.066	103.2	1:51.405
7	48.433	118.1	1:15.244	103.1	2:03.677	16	43.654	125.7	1:33.008		2:16.662 Pit
8	48.359	112.7	1:12.442	102.7	2:00.801						
9	45.001	121.8	1:10.242	101.5	1:55.243						

55 TIURA

Team Racing Nick

1	12:28.381	88.8	1:28.553	92.7	13:56.934	11	8:28.876	123.1	1:09.773	104.1	9:38.649
2	53.853	107.1	1:20.858	97.2	2:14.711	12	43.387	125.8	1:09.216	104.0	1:52.603
3	48.662	118.2	1:15.577	103.4	2:04.239	13	46.859	121.4	1:11.912	104.0	1:58.771
4	48.323	120.4	1:10.567	104.6	1:58.890	14	43.443	126.4	1:09.267	103.6	1:52.710
5	44.783	122.8	1:09.989	104.4	1:54.772	15	46.065	125.0	1:08.646	105.2	1:54.711
6	43.229	125.4	1:09.774	104.2	1:53.003	16	43.038	125.5	1:11.360	104.1	1:54.398
7	43.909	125.4	1:08.732	104.2	1:52.641	17	45.647	122.7	1:08.191	101.9	1:53.838
8	43.443	122.7	1:26.823	102.3	2:10.266	18	42.836	126.6	1:08.624	102.0	1:51.460
9	44.543	122.3	1:08.874	104.0	1:53.417						
10	43.763	124.7	1:49.100		2:32.863 Pit						



Circuit Length - 3.111 kilometres
Bucharest-Ring
Bucharest-Ring

Weather / Track : Cloudy / Dry

Printed at 10:52, Friday, 18 May, 2007

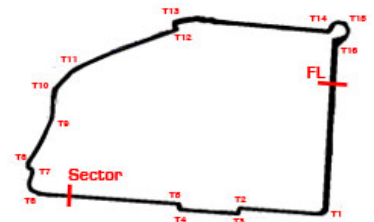
© MST Systems Ltd, 2005 (www.mstworld.com)

Page 7

ADAC Logan Cup 2007

Free Practice 1 - Best Sector Speeds Report

SECTOR 1				SECTOR 2				
POS	NO	NAME	SPEED	LAP	NO	NAME	SPEED	LAP
1	14	SIEMS	129.6	18	14	SIEMS	106.9	6
2	2	RUMPFKEIL	129.0	12	2	RUMPFKEIL	105.9	12
3	5	KRAFFT	127.2	10	15	ROCHLITZ	105.5	8
4	1	NEUELMANN	126.7	16	33	KAISER	105.5	5
5	26	PRINZ	126.7	19	55	TIURA	105.2	15
6	55	TIURA	126.6	18	18	BRINKMANN	105.0	3
7	4	RAILENANU	126.3	21	44	NOACK	104.7	6
8	44	NOACK	125.8	8	1	NEUELMANN	104.6	16
9	20	FINCK	125.7	17	17	ROLEF	104.5	6
10	54	OHLSSON	125.7	16	19	SCHAULAND	104.4	5
11	3	FASTING	125.5	17	3	FASTING	103.8	6
12	15	ROCHLITZ	125.5	9	20	FINCK	103.7	9
13	17	ROLEF	125.1	18	26	PRINZ	103.7	12
14	33	KAISER	124.7	10	16	CASUNEANU	103.5	15
15	19	SCHAULAND	124.5	9	54	OHLSSON	103.5	12
16	16	CASUNEANU	124.1	14	4	RAILENANU	103.1	9
17	18	BRINKMANN	123.4	6	22	ALEXANDRES	102.8	7
18	6	VON KIEDRO	123.1	18	6	VON KIEDRO	102.3	15
19	21	TUDORAN	122.5	17	21	TUDORAN	100.0	7
20	22	ALEXANDRES	120.6	8				



Circuit Length - 3.111 kilometres
 Bucharest-Ring
 Bucharest-Ring

Weather / Track : Cloudy / Dry

Printed at 10:52, Friday, 18 May, 2007

© MST Systems Ltd, 2005 (www.mstworld.com)

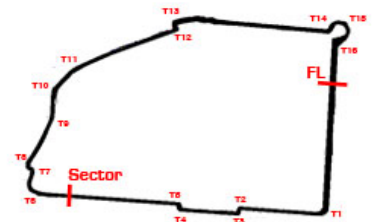
Page 1

ADAC Logan Cup 2007

Free Practice 1 - Best Sector Times Report

SECTOR 1				SECTOR 2			IDEAL/BEST LAP COMPARISON					
POS	NO	TIME	LAP	NO	TIME	LAP	NO	NAME	IDEAL	BEST	LAP	DIFF
1	2	41.770	15	2	1:06.531	16	2	RUMPFKEIL	1:48.301	1:48.421	16	+ 0.120
2	14	42.059	21	14	1:06.959	21	14	SIEMS	1:49.018	1:49.018	21	+ 0.000
3	5	42.119	9	26	1:07.324	21	5	KRAFFT	1:49.474	1:49.474	9	+ 0.000
4	4	42.370	21	5	1:07.355	9	26	PRINZ	1:49.707	1:49.910	21	+ 0.203
5	26	42.383	19	4	1:07.749	20	4	RAILENANU	1:50.119	1:50.527	20	+ 0.408
6	33	42.705	10	33	1:07.918	8	33	KAISER	1:50.623	1:50.754	8	+ 0.131
7	55	42.836	18	1	1:08.065	20	55	TIURA	1:51.027	1:51.460	18	+ 0.433
8	1	42.986	18	54	1:08.066	15	1	NEUELMANN	1:51.051	1:51.451	16	+ 0.400
9	54	43.109	14	55	1:08.191	17	54	OHLSSON	1:51.175	1:51.405	15	+ 0.230
10	15	43.162	8	15	1:08.549	9	15	ROCHLITZ	1:51.711	1:51.720	9	+ 0.009
11	20	43.223	19	19	1:08.903	10	20	FINCK	1:52.533	1:52.533	19	+ 0.000
12	44	43.478	10	18	1:08.943	8	44	NOACK	1:52.630	1:52.713	8	+ 0.083
13	18	44.027	9	44	1:09.152	8	18	BRINKMAN	1:52.970	1:53.466	5	+ 0.496
14	16	44.265	14	20	1:09.310	19	19	SCHAULAND	1:53.385	1:53.385	10	+ 0.000
15	19	44.482	10	21	1:09.795	21	21	TUDORAN	1:54.383	1:54.953	16	+ 0.570
16	17	44.496	19	17	1:09.951	18	17	ROLEF	1:54.447	1:54.592	18	+ 0.145
17	3	44.503	17	6	1:09.976	18	6	VON KIEDR	1:54.527	1:54.527	18	+ 0.000
18	6	44.551	18	16	1:10.263	14	16	CASUNEANU	1:54.528	1:54.528	14	+ 0.000
19	21	44.588	16	3	1:10.290	17	3	FASTING	1:54.793	1:54.793	17	+ 0.000
20	22	46.542	18	22	1:12.669	21	22	ALEXANDRE	1:59.211	1:59.615	21	+ 0.404

'Perfect Lap' - 1:48.301



Circuit Length - 3.111 kilometres
Bucharest-Ring
Bucharest-Ring

Weather / Track : Cloudy / Dry

Printed at 10:51, Friday, 18 May, 2007

© MST Systems Ltd, 2005 (www.mstworld.com)

Page 1

ADAC Logan Cup 2007

FREE PRACTICE 2

POS	NO	CL	DRIVER(S)	NAT	TEAM	TIME	LAPS	GAP	KPH
1	2		Timo RUMPFKEIL		VIP	1:46.828	16		104.83
2	14		Siems/Brandes		ADAC Niedersachsen-Anhalt I	1:47.497	13	0.669	104.18
3	5		Krafft/Stoldt		ADAC Hansa I / MC Elbe	1:47.842	21	1.014	103.85
4	44		Noack/Freytmuth		Team Kaiser II Lohne	1:48.824	21	1.996	102.91
5	55		Gabriel TIURA		Team Racing Nick	1:48.862	21	2.034	102.87
6	15		Rochlitz/Amosse		ADAC Niedersachsen-Anhalt II	1:48.948	21	2.120	102.79
7	20		Finck/Huber		Hamburg Racing Team II	1:49.418	21	2.590	102.35
8	4		Constantin RAILENANU		VIP	1:49.433	23	2.605	102.34
9	33		Kaiser/Frick		Team Kaiser I Lohne	1:49.452	20	2.624	102.32
10	19		Schauland/Budde		Hamburg Racing Team I	1:49.647	21	2.819	102.14
11	6		Von Kiedrowskie/Helgevon Kiedr		MSC Oldenburg II	1:50.059	20	3.231	101.76
12	26		Prinz/Prinz		Team Red Line	1:50.130	21	3.302	101.69
13	54		Ohlsson/Marks		Team 54 / Dr. Olaf Ohlsson	1:50.560	20	3.732	101.29
14	1		Neuermann/Overbeck		Race4Fun	1:50.911	20	4.083	100.97
15	3		Fasting/Fasting		MSC Oldenburg I	1:51.460	20	4.632	100.48
16	21		Cosmin TUDORAN		VIP	1:52.161	20	5.333	99.85
17	17		Rolef/Greyer		AKF-Motorsport / Freymuth	1:52.280	20	5.452	99.74
18	18		Brinkmann/Rosteck		ADAC Ostwestfalen-Lippe e.V.	1:52.314	21	5.486	99.71
19	16		Costel CASUNEANU		VIP	1:53.612	11	6.784	98.57
20	22		Dan ALEXANDRESCU		VIP	1:58.117	19	11.289	94.81

Weather / Track : Bright / Dry

Bucharest-Ring
Circuit Length = 3.1110 km.
Start: 14:15 End: 15:00

Race Director:	Steward:	Timekeeper:
----------------	----------	-------------

ADAC Logan Cup 2007

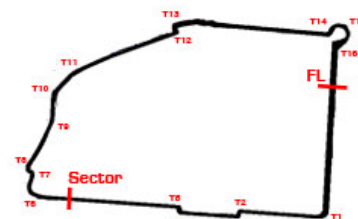
Free Practice 2 - Sector Analysis Report

Lap S1 Time S1 Spd S2 Time S2 Spd Lap Time Pit Lap S1 Time S1 Spd S2 Time S2 Spd Lap Time Pit

1 NEUELMANN				Race4Fun									
1	6:19.071	108.7		1:20.500	99.0	7:39.571	12	1:03.575	125.2		1:09.272	103.2	2:12.847
2	48.082	117.3		1:16.718	100.9	2:04.800	13	43.252	126.9		1:12.423	103.9	1:55.675
3	48.145	117.0		1:14.930	99.6	2:03.075	14	42.918	126.1		1:11.411	100.2	1:54.329
4	48.882	117.9		1:18.404	98.2	2:07.286	15	43.887	125.5		1:08.241	103.2	1:52.128
5	48.420	117.1		1:40.452		2:28.872 Pit	16	43.472	125.8		1:08.128	104.2	1:51.600
6	2:24.441	114.7		1:14.911	99.5	3:39.352	17	42.688	126.1		1:08.223	99.8	1:50.911
7	48.112	117.9		1:18.174	95.8	2:06.286	18	44.466	128.4		1:20.621	68.0	2:05.087
8	48.268	116.0		1:15.714	100.4	2:03.982	19	1:06.462	60.0		1:21.223	104.1	2:27.685
9	46.416	114.4		1:28.465		2:14.881 Pit	20	42.249	129.8		1:21.334		2:03.583 Pit
10	2:45.530	125.2		1:09.885	103.6	3:55.415							
11	54.386	63.1		1:59.645	62.7	2:54.031							

2 RUMPFKEIL				VIP									
1	9:22.043	122.1		1:14.022	104.3	10:36.065	10	41.386	129.1		1:06.752	104.6	1:48.138
2	42.051	128.1		1:12.149	104.8	1:54.200	11	41.485	128.1		1:06.527	105.0	1:48.012
3	41.677	127.8		1:06.581	105.2	1:48.258	12	41.348	128.1		1:06.265	105.3	1:47.613
4	41.415	129.1		1:46.505		2:27.920 Pit	13	41.195	128.4		1:06.160	104.9	1:47.355
5	4:19.915	123.1		1:06.454	104.2	5:26.369	14	41.471	128.8		1:06.403	104.5	1:47.874
6	45.016	119.7		1:07.571	104.8	1:52.587	15	41.162	129.3		1:05.666	104.2	1:46.828
7	41.767	129.0		1:06.306	105.1	1:48.073	16	57.494	52.7		1:57.578		2:55.072 Pit
8	42.931	126.1		1:31.222		2:14.153 Pit							
9	4:17.841			2:10.358	104.2	6:28.199							

3 FASTING				MSC Oldenburg I									
1	6:15.454	109.3		1:21.518	103.1	7:36.972	12	4:06.981	52.9		2:02.035	102.1	6:09.016
2	49.780	115.2		1:21.755	104.1	2:11.535	13	44.828	125.2		1:10.603	102.2	1:55.431
3	46.967	122.8		1:13.273	104.8	2:00.240	14	44.361	126.1		1:09.986	103.5	1:54.347
4	47.961	119.2		1:16.224	103.8	2:04.185	15	44.059	113.2		1:09.572	102.1	1:53.631
5	46.813	122.1		1:19.232		2:06.045	16	43.108	127.2		1:09.646	100.6	1:52.754
6	1:05.772	119.0		1:14.630	103.5	2:20.402	17	43.120	127.6		1:08.340	103.8	1:51.460
7	46.825	120.8		1:13.158	104.3	1:59.983	18	42.695	127.5		1:10.246	102.6	1:52.941
8	47.595	104.6		1:13.014	102.6	2:00.609	19	1:14.940	57.2		1:45.406	104.1	3:00.346
9	45.731	123.5		1:13.951	102.8	1:59.682	20	43.906	125.7		1:09.301	103.1	1:53.207
10	45.734	123.7		1:12.129	101.2	1:57.863							
11	45.827	123.0		1:30.964		2:16.791 Pit							



Circuit Length - 3.111 kilometres
Bucharest-Ring
Bucharest-Ring

Weather / Track : Bright / Dry

Printed at 15:04, Friday, 18 May, 2007

© MST Systems Ltd, 2005 (www.mstworld.com)

Page 1

ADAC Logan Cup 2007

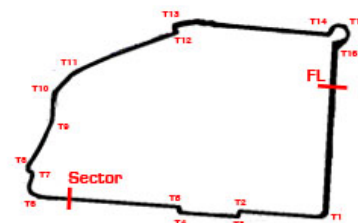
Free Practice 2 - Sector Analysis Report

Lap S1 Time S1 Spd S2 Time S2 Spd Lap Time Pit Lap S1 Time S1 Spd S2 Time S2 Spd Lap Time Pit

4 RAILENANU				VIP								
1	5:58.797	80.2		1:27.002	101.5	7:25.799	13	41.511	127.8	1:07.922	102.5	1:49.433
2	43.121	124.2		1:08.090	103.1	1:51.211	14	52.959	58.4	1:59.670	63.4	2:52.629
3	42.510	124.2		1:08.252	102.2	1:50.762	15	1:04.899	124.4	1:07.588	103.1	2:12.487
4	54.932	115.5		1:08.756	102.3	2:03.688	16	43.117	126.9	1:13.087	103.0	1:56.204
5	42.755	123.9		1:08.525	102.4	1:51.280	17	42.181	126.7	1:14.079	75.1	1:56.260
6	53.480	69.6		1:32.528	102.9	2:26.008	18	46.590	127.0	1:07.777	102.0	1:54.367
7	43.115	124.2		1:11.450	102.1	1:54.565	19	42.417	124.4	1:08.101	101.8	1:50.518
8	43.095	124.2		1:08.175	102.2	1:51.270	20	41.992	125.0	1:08.223	102.3	1:50.215
9	41.916	128.2		1:08.082	102.1	1:49.998	21	43.242	123.9	1:20.419	69.9	2:03.661
10	43.598	124.2		1:07.893	101.6	1:51.491	22	1:05.081	60.5	1:21.138	103.3	2:26.219
11	42.080	124.8		1:08.347	101.5	1:50.427	23	42.165	127.2	1:10.161	102.0	1:52.326
12	42.061	124.7		1:07.798	101.6	1:49.859						

5 KRAFFT				ADAC Hansa I / MC Elbe								
1	6:36.843	58.9		1:17.012		7:53.855	12	56.512	59.1	1:59.844		2:56.356
2	42.760	127.6		1:09.337	97.4	1:52.097	13	1:04.352	120.8	1:12.352		2:16.704
3	46.544	123.2		1:07.861		1:54.405	14	44.390	124.8	1:14.111		1:58.501
4	42.611	124.7		1:08.851		1:51.462	15	44.229	123.5	1:09.214		1:53.443
5	46.462	124.8		1:07.472		1:53.934	16	43.494	126.0	1:08.174		1:51.668
6	1:10.663	52.5		1:15.183		2:25.846	17	44.027	111.6	1:08.817		1:52.844
7	42.327	126.7		1:07.846		1:50.173	18	43.081	126.3	1:08.711		1:51.792
8	41.760	127.0		1:10.555		1:52.315	19	44.365	124.7	1:25.274		2:09.639
9	41.390	127.8		1:06.452		1:47.842	20	1:17.925	59.9	1:17.612		2:35.537
10	41.832	127.3		1:29.069		2:10.901 Pit	21	43.114	126.1	1:12.785		1:55.899
11	3:30.985	122.1		1:16.073		4:47.058						

6 VON KIEDROWSKIE				MSC Oldenburg II								
1	6:03.399	111.4		1:16.823	98.6	7:20.222	12	4:30.069		2:15.007	100.7	6:45.076
2	46.478	119.0		1:11.711	103.3	1:58.189	13	44.786	122.7	1:09.825	103.0	1:54.611
3	44.521	120.8		1:10.515	102.6	1:55.036	14	43.600	124.2	1:08.911	103.5	1:52.511
4	46.466	119.0		1:19.157	101.4	2:05.623	15	43.385	125.0	1:08.594	102.8	1:51.979
5	45.191	120.0		1:10.103	102.5	1:55.294	16	42.658	125.5	1:07.890	102.7	1:50.548
6	1:08.005	54.5		1:27.432	103.2	2:35.437	17	44.629	125.5	1:08.110	102.1	1:52.739
7	44.069	122.1		1:10.465	99.8	1:54.534	18	43.074	125.4	1:07.896	102.5	1:50.970
8	44.301	121.8		1:11.940	102.6	1:56.241	19	1:09.928	51.9	1:56.344	102.6	3:06.272
9	44.980	122.3		1:09.140	103.2	1:54.120	20	42.744	125.8	1:07.315	104.0	1:50.059
10	43.567	122.8		1:17.572	102.1	2:01.139						
11	46.369	115.0		1:35.240		2:21.609 Pit						



Circuit Length - 3.111 kilometres
Bucharest-Ring
Bucharest-Ring

Weather / Track : Bright / Dry

Printed at 15:04, Friday, 18 May, 2007

© MST Systems Ltd, 2005 (www.mstworld.com)

ADAC Logan Cup 2007

Free Practice 2 - Sector Analysis Report

Lap S1 Time S1 Spd S2 Time S2 Spd Lap Time Pit Lap S1 Time S1 Spd S2 Time S2 Spd Lap Time Pit

14 SIEMS

1	5:48.611	120.2	1:09.275	103.8	6:57.886
2	41.484	126.9	1:06.843	104.7	1:48.327
3	41.397	128.4	1:06.587	103.8	1:47.984
4	41.017	129.1	1:06.552	105.5	1:47.569
5	41.172	127.8	1:06.325	105.8	1:47.497
6	43.604	124.4	1:51.327		2:34.931 Pit
7	2:44.612	124.5	1:07.969	105.3	3:52.581

ADAC Niedersachsen-Anhalt I

8	42.430	127.9	1:07.175	104.3	1:49.605
9	41.812	130.1	1:06.921	104.7	1:48.733
10	44.340	123.5	1:07.676	104.8	1:52.016
11	41.339	129.9	1:06.789	104.4	1:48.128
12	41.865	128.8	1:09.365	105.6	1:51.230
13	41.565	130.2	2:01.764		2:43.329 Pit

15 ROCHLITZ

1	5:49.238	122.8	1:09.702	101.5	6:58.940
2	42.565	125.1	1:08.613	103.9	1:51.178
3	43.237	124.1	1:08.745	104.3	1:51.982
4	42.723	125.4	1:07.984	105.3	1:50.707
5	42.642	126.0	1:08.682	105.0	1:51.324
6	42.111	126.9	1:35.447		2:17.558
7	51.710	121.3	1:07.845	104.3	1:59.555
8	43.381	123.8	1:07.735	104.6	1:51.116
9	43.051	124.5	1:08.267	104.1	1:51.318
10	42.962	127.6	1:33.053		2:16.015 Pit
11	3:25.856	123.2	1:09.694	103.1	4:35.550

ADAC Niedersachsen-Anhalt II

12	43.721	124.7	1:18.364		2:02.085
13	1:17.510	53.1	2:02.980	104.0	3:20.490
14	42.825	124.8	1:08.407	104.2	1:51.232
15	43.107	125.1	1:09.346	104.7	1:52.453
16	42.318	127.2	1:08.332	104.0	1:50.650
17	42.483	127.2	1:07.805	105.3	1:50.288
18	42.403	127.0	1:07.589	104.6	1:49.992
19	41.769	128.7	1:07.179	105.1	1:48.948
20	1:03.146	58.9	1:58.077	100.2	3:01.223
21	42.998	127.9	1:07.372	104.8	1:50.370

16 CASUNEANU

1	6:26.969	87.6	1:15.301	100.6	7:42.270
2	46.576	105.9	1:14.357	102.8	2:00.933
3	44.690	124.1	1:15.235	103.5	1:59.925
4	44.372	123.4	1:11.723	102.8	1:56.095
5	45.246	123.1	1:17.215		2:02.461
6	1:17.775	97.5	1:12.775	102.1	2:30.550

VIP

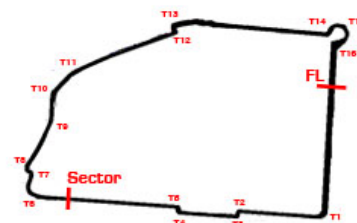
7	45.061	123.2	1:10.924	91.8	1:55.985
8	44.640	125.5	1:11.655	101.7	1:56.295
9	44.386	124.1	1:09.226	101.8	1:53.612
10	44.085	123.5	1:09.671	102.0	1:53.756
11	44.143	125.7	1:11.126	102.1	1:55.269

17 ROLEF

1	5:51.140	119.3	1:12.671	101.8	7:03.811
2	46.060	119.2	1:13.826	102.4	1:59.886
3	45.373	122.1	1:10.709	102.3	1:56.082
4	44.209	123.0	1:10.386	102.3	1:54.595
5	46.210	123.0	1:10.567	103.6	1:56.777
6	45.396	78.8	1:44.916	102.9	2:30.312
7	43.849	123.5	1:09.530	100.3	1:53.379
8	43.603	124.1	1:12.669	102.8	1:56.272
9	43.639	124.5	1:09.094	103.0	1:52.733
10	46.638	124.8	1:09.641	99.4	1:56.279
11	45.282	121.7	1:27.069		2:12.351 Pit

AKF-Motorsport / Freymuth

12	3:32.322	82.6	1:57.185	54.0	5:29.507
13	1:23.651	72.5	1:11.614	100.7	2:35.265
14	43.924	124.7	1:09.574	100.8	1:53.498
15	43.550	126.3	1:08.730	101.9	1:52.280
16	43.819	123.8	1:09.919	97.2	1:53.738
17	43.745	120.1	1:14.227	102.2	1:57.972
18	46.577	119.6	1:11.684	102.9	1:58.261
19	45.643	122.3	1:19.350	63.3	2:04.993
20	1:06.580	61.6	1:21.950	103.5	2:28.530



Circuit Length - 3.111 kilometres
Bucharest-Ring
Bucharest-Ring

Weather / Track : Bright / Dry

Printed at 15:04, Friday, 18 May, 2007

© MST Systems Ltd, 2005 (www.mstworld.com)

Page 3

ADAC Logan Cup 2007

Free Practice 2 - Sector Analysis Report

Lap S1 Time S1 Spd S2 Time S2 Spd Lap Time Pit Lap S1 Time S1 Spd S2 Time S2 Spd Lap Time Pit

18 BRINKMANN

1	6:12.992	107.1	1:20.293	98.2	7:33.285
2	46.862	118.2	1:14.280	102.0	2:01.142
3	45.924	112.9	1:13.466	102.6	1:59.390
4	45.241	120.5	1:12.560	103.6	1:57.801
5	46.455	121.6	1:13.276	105.1	1:59.731
6	1:08.996	54.7	1:18.612	103.7	2:27.608
7	47.590	119.6	1:11.157	103.4	1:58.747
8	45.236	121.3	1:10.835	103.3	1:56.071
9	44.984	123.7	1:10.500	102.7	1:55.484
10	44.773	123.0	1:12.672	104.7	1:57.445
11	44.185	123.9	1:09.268	104.1	1:53.453

ADAC Ostwestfalen-Lippe e.V.

12	44.046	123.7	1:22.942		2:06.988 Pit
13	4:16.677	61.0	1:11.246	104.1	5:27.923
14	43.945	124.1	1:08.432	104.7	1:52.377
15	43.779	124.4	1:09.154	104.9	1:52.933
16	43.845	125.2	1:08.469	105.6	1:52.314
17	49.752	82.4	1:18.312	105.0	2:08.064
18	42.495	125.8	1:14.866	81.5	1:57.361
19	48.708	126.7	1:28.294	61.2	2:17.002
20	1:17.416	59.3	1:14.228	105.9	2:31.644
21	43.458	124.7	1:12.513	101.5	1:55.971

19 SCHAULAND

1	6:28.930	84.4	1:14.580	93.5	7:43.510
2	47.902	113.3	1:14.280	101.4	2:02.182
3	48.003	119.4	1:14.085	100.0	2:02.088
4	45.500	117.5	1:13.043	99.1	1:58.543
5	45.955	120.6	1:16.515		2:02.470
6	1:13.851	112.8	1:10.797	103.2	2:24.648
7	44.316	124.2	1:10.466	102.9	1:54.782
8	43.857	124.2	1:10.327	102.8	1:54.184
9	43.051	123.4	1:08.682	102.0	1:51.733
10	42.880	123.8	1:10.553	101.6	1:53.433
11	44.331	125.1	1:08.852	103.7	1:53.183

Hamburg Racing Team I

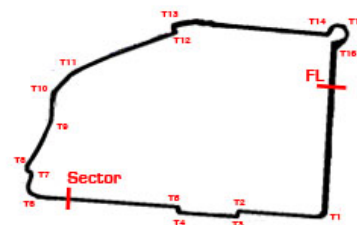
12	43.864	125.5	1:16.288	100.1	2:00.152
13	43.404	122.3	1:45.531		2:28.935 Pit
14	3:55.791	122.4	1:09.387	102.9	5:05.178
15	43.329	126.4	1:11.313	105.4	1:54.642
16	43.005	125.5	1:06.642	104.5	1:49.647
17	42.685	127.2	1:12.031	104.5	1:54.716
18	47.019	123.8	1:12.593	103.5	1:59.612
19	45.366	126.7	1:19.901	67.0	2:05.267
20	1:06.777	59.4	1:21.858	104.5	2:28.635
21	42.148	128.4	1:10.654	103.5	1:52.802

20 FINCK

1	6:27.781	86.4	1:15.124	84.3	7:42.905
2	47.585	96.4	1:14.690	84.7	2:02.275
3	52.963	108.2	1:18.016	102.7	2:10.979
4	42.769	125.0	1:22.162	102.8	2:04.931
5	43.643	123.0	1:20.802		2:04.445
6	1:09.821	121.6	1:07.704	103.8	2:17.525
7	49.399	124.1	1:07.642	103.6	1:57.041
8	42.730	125.2	1:08.436	102.1	1:51.166
9	46.696	108.3	1:11.720	103.4	1:58.416
10	42.159	127.8	1:08.003	101.7	1:50.162
11	42.515	126.3	1:07.185	103.6	1:49.700

Hamburg Racing Team II

12	46.296	120.1	1:09.303	102.5	1:55.599
13	42.595	124.1	2:07.836		2:50.431 Pit
14	2:40.778	123.0	1:09.834	102.7	3:50.612
15	43.208	125.7	1:09.399	102.6	1:52.607
16	42.904	125.0	1:09.227	103.6	1:52.131
17	42.508	127.0	1:07.212	103.7	1:49.720
18	42.194	127.5	1:07.863	103.2	1:50.057
19	41.656	127.9	1:07.762	102.9	1:49.418
20	1:03.675	55.4	1:58.279	97.4	3:01.954
21	42.513	125.7	1:07.850	102.8	1:50.363



Circuit Length - 3.111 kilometres
Bucharest-Ring
Bucharest-Ring

Weather / Track : Bright / Dry

Printed at 15:04, Friday, 18 May, 2007

© MST Systems Ltd, 2005 (www.mstworld.com)

Page 4

ADAC Logan Cup 2007

Free Practice 2 - Sector Analysis Report

Lap S1 Time S1 Spd S2 Time S2 Spd Lap Time Pit Lap S1 Time S1 Spd S2 Time S2 Spd Lap Time Pit

21 TUDORAN

1	6:25.767	95.5	1:14.909	97.7	7:40.676
2	47.557	118.5	1:14.059	99.0	2:01.616
3	45.215	118.0	1:11.236	99.8	1:56.451
4	44.220	120.8	1:10.931	100.3	1:55.151
5	45.829	120.2	1:11.033	100.3	1:56.862
6	1:06.608	54.6	1:18.048	98.9	2:24.656
7	45.688	120.6	1:10.266	99.9	1:55.954
8	44.706	119.0	1:09.814	98.9	1:54.520
9	43.944	122.0	1:11.879	96.4	1:55.823
10	49.945	112.5	1:10.303	100.8	2:00.248
11	45.134	119.2	1:10.528	98.9	1:55.662

VIP

12	44.797	118.2	1:18.241	97.7	2:03.038
13	46.586	119.8	1:49.154		2:35.740 Pit
14	1:43.847	70.3	1:12.633	98.8	2:56.480
15	44.685	121.3	1:09.729	98.7	1:54.414
16	45.429	121.4	1:08.821	99.4	1:54.250
17	43.643	123.4	1:08.518	99.3	1:52.161
18	46.903	114.1	1:13.163	99.8	2:00.066
19	45.348	121.0	1:13.270	101.5	1:58.618
20	1:37.821	80.4	1:53.963		3:31.784 Pit

22 ALEXANDRESCU

1	6:31.622	98.1	1:20.649		7:52.271
2	48.614	118.1	1:16.763		2:05.377
3	48.268	110.8	1:16.475		2:04.743
4	48.204	118.0	1:15.889		2:04.093
5	48.772	118.5	1:53.337		2:42.109 Pit
6	1:29.640	117.6	1:16.171		2:45.811
7	47.801	118.8	1:15.340		2:03.141
8	50.771	118.9	1:14.860		2:05.631
9	49.136	116.5	1:14.003		2:03.139
10	48.948	119.4	1:13.841		2:02.789

VIP

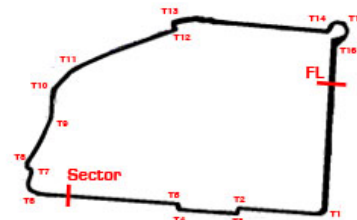
11	46.404	120.4	1:13.402		1:59.806
12	46.752	119.6	1:39.984		2:26.736
13	1:10.068	84.4	1:27.558		2:37.626
14	47.057	118.1	1:13.165		2:00.222
15	47.942	118.1	1:12.841		2:00.783
16	46.538	119.6	1:11.579		1:58.117
17	46.842	118.2	1:13.231		2:00.073
18	48.401	121.6	1:11.180		1:59.581
19	3:25.749	88.8	1:49.303		5:15.052 Pit

26 PRINZ

1	6:23.940	79.5	1:38.281	100.7	8:02.221
2	43.285	115.3	1:12.362	101.2	1:55.647
3	42.668	124.7	1:27.706	95.4	2:10.374
4	51.825	98.5	1:19.838	102.7	2:11.663
5	42.257	126.0	1:28.726		2:10.983
6	54.739	124.7	1:07.882	103.4	2:02.621
7	42.340	127.2	1:07.829	101.8	1:50.169
8	42.947	120.2	1:07.183	103.0	1:50.130
9	45.286	119.6	1:10.159	101.8	1:55.445
10	42.141	126.3	1:13.849	102.4	1:55.990
11	42.093	127.2	1:24.204		2:06.297 Pit

Team Red Line

12	2:33.381	81.1	1:56.226	53.5	4:29.607
13	1:24.189	61.9	1:12.810	100.7	2:36.999
14	43.857	123.2	1:09.430	101.5	1:53.287
15	43.551	124.4	1:10.569	83.6	1:54.120
16	45.670	91.7	1:09.923	101.6	1:55.593
17	42.349	125.1	1:16.177	100.3	1:58.526
18	45.239	97.6	1:23.873	100.0	2:09.112
19	46.977	120.8	1:34.002	66.5	2:20.979
20	1:10.756	70.9	1:10.407	101.2	2:21.163
21	42.795	123.4	1:10.466	102.6	1:53.261



Circuit Length - 3.111 kilometres
Bucharest-Ring
Bucharest-Ring

Weather / Track : Bright / Dry

Printed at 15:04, Friday, 18 May, 2007

© MST Systems Ltd, 2005 (www.mstworld.com)

Page 5

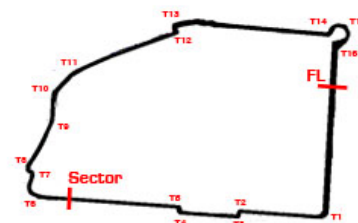
ADAC Logan Cup 2007

Free Practice 2 - Sector Analysis Report

Lap	S1 Time	S1 Spd	S2 Time	S2 Spd	Lap Time	Pit	Lap	S1 Time	S1 Spd	S2 Time	S2 Spd	Lap Time	Pit
33 KAISER													
Team Kaiser I Lohne													
1	5:54.610	114.1	1:12.650	100.3	7:07.260		12	44.055	123.0	1:20.361		2:04.416	
2	45.453	121.7	1:11.871	102.5	1:57.324		13	1:18.395	45.1	2:02.069	103.1	3:20.464	
3	45.694	121.0	1:11.710	101.1	1:57.404		14	42.224	126.3	1:08.225	103.8	1:50.449	
4	46.331	120.6	1:11.422	100.8	1:57.753		15	42.840	125.2	1:08.112	104.0	1:50.952	
5	45.469	121.3	1:10.354	102.7	1:55.823		16	41.666	126.7	1:07.929	103.9	1:49.595	
6	44.827	122.7	1:43.084	101.5	2:27.911		17	41.913	125.7	1:08.058	103.1	1:49.971	
7	43.914	123.8	1:10.119	100.1	1:54.033		18	41.828	124.2	1:07.983	103.4	1:49.811	
8	44.171	123.7	1:10.526	102.2	1:54.697		19	41.732	125.0	1:07.720	102.9	1:49.452	
9	44.045	123.7	1:10.700	101.4	1:54.745		20	53.549	77.9	1:54.335		2:47.884	Pit
10	44.401	124.7	1:31.759		2:16.160	Pit							
11	2:36.409	120.6	1:14.856	102.8	3:51.265								

Lap	S1 Time	S1 Spd	S2 Time	S2 Spd	Lap Time	Pit	Lap	S1 Time	S1 Spd	S2 Time	S2 Spd	Lap Time	Pit
44 NOACK													
Team Kaiser II Lohne													
1	5:53.974	117.0	1:12.059	100.4	7:06.033		12	43.627	74.3	1:57.882	52.0	2:41.509	
2	45.045	121.8	1:12.178	101.7	1:57.223		13	1:28.260	87.0	1:14.547	103.0	2:42.807	
3	44.664	122.8	1:10.577	102.6	1:55.241		14	42.525	126.1	1:07.710	104.8	1:50.235	
4	44.587	123.0	1:14.921	98.7	1:59.508		15	42.547	126.6	1:10.250	103.7	1:52.797	
5	44.544	123.5	1:10.162	101.9	1:54.706		16	41.937	127.8	1:06.948	104.6	1:48.885	
6	43.729	124.8	1:46.102	101.6	2:29.831		17	42.764	127.6	1:12.015	104.9	1:54.779	
7	43.921	123.7	1:09.092	103.2	1:53.013		18	42.115	127.2	1:07.418	103.8	1:49.533	
8	43.533	125.7	1:10.067	101.1	1:53.600		19	41.641	128.2	1:15.447	55.1	1:57.088	
9	44.070	122.7	1:08.904	102.0	1:52.974		20	1:22.328	53.7	1:23.427	104.7	2:45.755	
10	44.177	123.2	1:31.316		2:15.493	Pit	21	41.679	127.9	1:07.145	105.1	1:48.824	
11	3:33.426	121.6	1:10.815	103.3	4:44.241								

Lap	S1 Time	S1 Spd	S2 Time	S2 Spd	Lap Time	Pit	Lap	S1 Time	S1 Spd	S2 Time	S2 Spd	Lap Time	Pit
54 OHLSSON													
Team 54 / Dr. Olaf Ohlsson													
1	6:17.873	103.7	1:20.300	98.7	7:38.173		12	42.994	124.7	1:10.327	101.2	1:53.321	
2	46.672	116.6	1:10.323	101.6	1:56.995		13	43.558	125.1	1:21.894		2:05.452	
3	45.067	120.4	1:09.164	100.9	1:54.231		14	1:17.902	52.2	2:01.399	100.0	3:19.301	
4	44.153	123.4	1:09.546	101.1	1:53.699		15	43.021	124.5	1:08.211	101.5	1:51.232	
5	43.253	125.0	1:08.906	101.7	1:52.159		16	43.014	124.8	1:07.905	101.6	1:50.919	
6	1:03.230	59.4	1:28.673	101.8	2:31.903		17	43.338	123.4	1:08.216	101.5	1:51.554	
7	43.516	122.8	1:09.238	101.1	1:52.754		18	42.251	126.6	1:08.309	101.5	1:50.560	
8	42.695	118.6	1:15.670	102.0	1:58.365		19	43.008	123.8	1:08.395	100.9	1:51.403	
9	44.472	123.4	1:08.936	101.4	1:53.408		20	50.322	84.4	1:49.781		2:40.103	Pit
10	43.158	124.5	1:14.992	100.7	1:58.150								
11	43.638	122.4	1:09.693	100.8	1:53.331								



Circuit Length - 3.111 kilometres
 Bucharest-Ring
 Bucharest-Ring

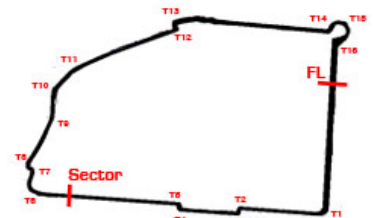
Weather / Track : Bright / Dry

Printed at 15:04, Friday, 18 May, 2007
 © MST Systems Ltd, 2005 (www.mstworld.com)

ADAC Logan Cup 2007

Free Practice 2 - Sector Analysis Report

Lap	S1 Time	S1 Spd	S2 Time	S2 Spd	Lap Time	Pit	Lap	S1 Time	S1 Spd	S2 Time	S2 Spd	Lap Time	Pit
55 TIURA							Team Racing Nick						
1	6:10.615	114.7	1:19.769	100.7	7:30.384		12	42.494	126.7	1:07.046	103.9	1:49.540	
2	45.822	122.8	1:09.969	102.0	1:55.791		13	42.176	126.4	1:09.388	98.7	1:51.564	
3	44.115	122.4	1:08.354	103.4	1:52.469		14	1:10.892	57.2	2:08.479		3:19.371	Pit
4	45.959	122.8	1:08.319	102.9	1:54.278		15	3:30.983	123.2	1:07.814	104.1	4:38.797	
5	42.780	125.5	1:07.764	103.8	1:50.544		16	42.468	126.7	1:06.964	102.3	1:49.432	
6	54.947	61.1	1:33.876	103.3	2:28.823		17	41.936	127.0	1:06.926	104.7	1:48.862	
7	46.338	119.8	1:12.872	103.5	1:59.210		18	42.935	127.0	1:08.301	101.7	1:51.236	
8	43.207	124.2	1:08.307	103.4	1:51.514		19	42.662	125.8	1:06.942	101.9	1:49.604	
9	43.168	124.1	1:07.174	103.1	1:50.342		20	1:04.283	65.5	1:56.469	101.6	3:00.752	
10	42.369	126.3	1:08.342	101.1	1:50.711		21	43.660	125.4	1:07.731	104.3	1:51.391	
11	43.790	125.8	1:07.247	103.6	1:51.037								



Circuit Length - 3.111 kilometres
 Bucharest-Ring
 Bucharest-Ring

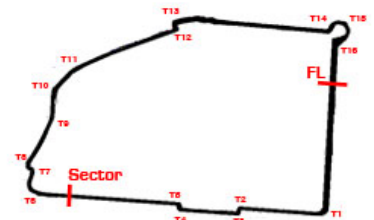
Weather / Track : Bright / Dry

Printed at 15:04, Friday, 18 May, 2007
 © MST Systems Ltd, 2005 (www.mstworld.com)

ADAC Logan Cup 2007

Free Practice 2 - Best Sector Speeds Report

SECTOR 1				SECTOR 2				
POS	NO	NAME	SPEED	LAP	NO	NAME	SPEED	LAP
1	14	SIEMS	130.2	13	18	BRINKMANN	105.9	20
2	1	NEUELMANN	129.8	20	14	SIEMS	105.8	5
3	2	RUMPFKEIL	129.3	15	19	SCHAULAND	105.4	15
4	15	ROCHLITZ	128.7	19	2	RUMPFKEIL	105.3	12
5	19	SCHAULAND	128.4	21	15	ROCHLITZ	105.3	4
6	4	RAILENANU	128.2	9	44	NOACK	105.1	21
7	44	NOACK	128.2	19	3	FASTING	104.8	3
8	20	FINCK	127.9	19	55	TIURA	104.7	17
9	5	KRAFFT	127.8	9	1	NEUELMANN	104.2	16
10	3	FASTING	127.6	17	6	VON KIEDRO	104.0	20
11	26	PRINZ	127.2	7	33	KAISER	104.0	15
12	55	TIURA	127.0	17	20	FINCK	103.8	6
13	18	BRINKMANN	126.7	19	17	ROLEF	103.6	5
14	33	KAISER	126.7	16	16	CASUNEANU	103.5	3
15	54	OHLSSON	126.6	18	26	PRINZ	103.4	6
16	17	ROLEF	126.3	15	4	RAILENANU	103.3	22
17	6	VON KIEDRO	125.8	20	54	OHLSSON	102.0	8
18	16	CASUNEANU	125.7	11	21	TUDORAN	101.5	19
19	21	TUDORAN	123.4	17	5	KRAFFT	97.4	2
20	22	ALEXANDRES	121.6	18				



Circuit Length - 3.111 kilometres
 Bucharest-Ring
 Bucharest-Ring

Weather / Track : Bright / Dry

Printed at 15:04, Friday, 18 May, 2007

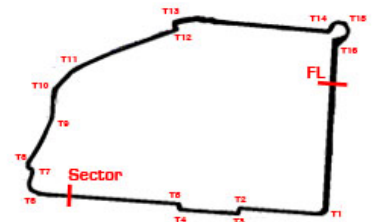
© MST Systems Ltd, 2005 (www.mstworld.com)

ADAC Logan Cup 2007

Free Practice 2 - Best Sector Times Report

SECTOR 1				SECTOR 2			IDEAL/BEST LAP COMPARISON					
POS	NO	TIME	LAP	NO	TIME	LAP	NO	NAME	IDEAL	BEST	LAP	DIFF
1	14	41.017	4	2	1:05.666	15	2	RUMPFKEIL	1:46.828	1:46.828	15	+ 0.000
2	2	41.162	15	14	1:06.325	5	14	SIEMS	1:47.342	1:47.497	5	+ 0.155
3	5	41.390	9	5	1:06.452	9	5	KRAFFT	1:47.842	1:47.842	9	+ 0.000
4	4	41.511	13	19	1:06.642	16	44	NOACK	1:48.589	1:48.824	21	+ 0.235
5	44	41.641	19	55	1:06.926	17	19	SCHAULAND	1:48.790	1:49.647	16	+ 0.857
6	20	41.656	19	44	1:06.948	16	20	FINCK	1:48.841	1:49.418	19	+ 0.577
7	33	41.666	16	15	1:07.179	19	55	TIURA	1:48.862	1:48.862	17	+ 0.000
8	15	41.769	19	26	1:07.183	8	15	ROCHLITZ	1:48.948	1:48.948	19	+ 0.000
9	55	41.936	17	20	1:07.185	11	4	RAILENANU	1:49.099	1:49.433	13	+ 0.334
10	26	42.093	11	6	1:07.315	20	26	PRINZ	1:49.276	1:50.130	8	+ 0.854
11	19	42.148	21	4	1:07.588	15	33	KAISER	1:49.386	1:49.452	19	+ 0.066
12	1	42.249	20	33	1:07.720	19	6	VON KIEDR	1:49.973	1:50.059	20	+ 0.086
13	54	42.251	18	54	1:07.905	16	54	OHLSSON	1:50.156	1:50.560	18	+ 0.404
14	18	42.495	18	1	1:08.128	16	1	NEUELMANN	1:50.377	1:50.911	17	+ 0.534
15	6	42.658	16	3	1:08.340	17	18	BRINKMAN	1:50.927	1:52.314	16	+ 1.387
16	3	42.695	18	18	1:08.432	14	3	FASTING	1:51.035	1:51.460	17	+ 0.425
17	17	43.550	15	21	1:08.518	17	21	TUDORAN	1:52.161	1:52.161	17	+ 0.000
18	21	43.643	17	17	1:08.730	15	17	ROLEF	1:52.280	1:52.280	15	+ 0.000
19	16	44.085	10	16	1:09.226	9	16	CASUNEANU	1:53.311	1:53.612	9	+ 0.301
20	22	46.404	11	22	1:11.180	18	22	ALEXANDRE	1:57.584	1:58.117	16	+ 0.533

'Perfect Lap' - 1:46.683



Circuit Length - 3.111 kilometres
Bucharest-Ring
Bucharest-Ring

Weather / Track : Bright / Dry

Printed at 15:04, Friday, 18 May, 2007

© MST Systems Ltd, 2005 (www.mstworld.com)

Page 1

ADAC Logan Cup 2007 QUALIFYING

POS	NO	CL	DRIVER(S)	TEAM	TIME	LAPS	GAP	KPH
1	2		Rumpfkeil	Motorsport Arena Oschersleben	1:46.650	19		105.01
2	26		Prinz/Prinz	Team Red Line	1:47.173	20	0.523	104.50
3	44		Noack/Frick	Team Kaiser II Lohne	1:47.512	19	0.862	104.17
4	4		Railenanu	VIP	1:47.713	19	1.063	103.97
5	1		Neuermann/Overbeck	Race4Fun	1:47.794	20	1.144	103.89
6	55		Tiura	Team Racing Nick	1:47.997	21	1.347	103.70
7	20		Finck/Huber	Hamburg Racing Team II	1:48.222	19	1.572	103.48
8	15		Rochlitz/Amosse	ADAC Niedersachsen-Anhalt II	1:48.249	20	1.599	103.46
9	5		Krafft/Stoldt	ADAC Hansa I / MC Elbe	1:48.369	20	1.719	103.34
10	18		Brinkmann/Rosteck	ADAC Ostwestfalen-Lippe e.V.	1:48.563	19	1.913	103.16
11	19		Schauland/Budde	Hamburg Racing Team I	1:48.762	19	2.112	102.97
12	33		Kaiser/Freytmuth	Team Kaiser I Lohne	1:49.422	18	2.772	102.35
13	3		Fasting/Fasting	MSC Oldenburg I	1:49.641	16	2.991	102.14
14	6		Von Kiedrowskie/Helgevon Kiedr	MSC Oldenburg II	1:50.792	18	4.142	101.08
15	54		Ohlsson/Marks	Team 54 / Dr. Olaf Ohlsson	1:50.878	20	4.228	101.00
16	21		Tudoran	VIP	1:52.438	20	5.788	99.60
17	22		Alexandrescu	VIP	1:54.667	20	8.017	97.67
18	16		Casuneanu	VIP	13:51.558	1	12:04.908	13.46

Car 16 - 1 lap only
Weather / Track : Bright / Dry

Bucharest-Ring
Circuit Length = 3.1110 km.
Start: 17:32 End: 18:17

Race Director:	Steward:	Timekeeper:
----------------	----------	-------------

ADAC Logan Cup 2007 QUALIFYING - AMENDED

POS	NO	CL	DRIVER(S)	TEAM	TIME	LAPS	GAP	KPH
1	2		Rumpfkeil	Motorsport Arena Oschersleben	1:46.650	19		105.01
2	26		Prinz/Prinz	Team Red Line	1:47.173	20	0.523	104.50
3	44		Noack/Frick	Team Kaiser II Lohne	1:47.512	19	0.862	104.17
4	4		Railenanu	VIP	1:47.713	19	1.063	103.97
5	1		Neuelmann/Overbeck	Race4Fun	1:47.794	20	1.144	103.89
6	55		Tiura	Team Racing Nick	1:47.997	21	1.347	103.70
7	20		Finck/Huber	Hamburg Racing Team II	1:48.222	19	1.572	103.48
8	15		Rochlitz/Amosse	ADAC Niedersachsen-Anhalt II	1:48.249	20	1.599	103.46
9	5		Krafft/Stoldt	ADAC Hansa I / MC Elbe	1:48.369	20	1.719	103.34
10	18		Brinkmann/Rosteck	ADAC Ostwestfalen-Lippe e.V.	1:48.563	19	1.913	103.16
11	19		Schauland/Budde	Hamburg Racing Team I	1:48.762	19	2.112	102.97
12	33		Kaiser/Freyth	Team Kaiser I Lohne	1:49.422	18	2.772	102.35
13	3		Fasting/Fasting	MSC Oldenburg I	1:49.641	16	2.991	102.14
14	6		Von Kiedrowskie/Von Kiedrowsk	MSC Oldenburg II	1:50.792	18	4.142	101.08
15	54		Ohlsson	Team 54 / Dr. Olaf Ohlsson	1:50.878	20	4.228	101.00
16	21		Tudoran	VIP	1:52.438	20	5.788	99.60
17	16		Casuneanu	VIP	13:51.558	1	12:04.908	13.46

Weather / Track : Bright / Dry

Bucharest-Ring
Circuit Length = 3.1110 km.
Start: 17:32 End: 18:17

Race Director:	Steward:	Timekeeper:
----------------	----------	-------------

ADAC Logan Cup 2007

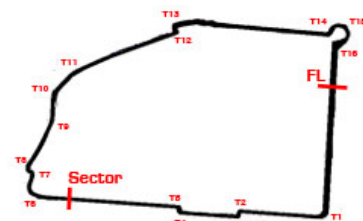
Qualifying - Sector Analysis Report

Lap S1 Time S1 Spd S2 Time S2 Spd Lap Time Pit Lap S1 Time S1 Spd S2 Time S2 Spd Lap Time Pit

1 NEUELMANN				Race4Fun							
1			13:44.603	12	41.625	128.7	1:06.169	104.5	1:47.794		
2	43.023	124.5	1:07.257	103.9	1:50.280	13	42.023	127.8	1:06.763	103.2	1:48.786
3	42.146	128.8	1:59.628		2:41.774 Pit	14	42.744	125.1	1:19.208		2:01.952 Pit
4	4:40.428	57.1	2:08.485		6:48.913	15	2:07.203	94.5	1:11.323	102.9	3:18.526
5	1:21.810	56.6	2:08.288		3:30.098	16	41.961	127.6	1:06.961	103.7	1:48.922
6	1:24.977	52.8	1:32.905	103.9	2:57.882	17	41.811	128.4	1:06.457	104.1	1:48.268
7	42.798	126.3	1:07.372	104.0	1:50.170	18	41.774	126.9	1:06.681	104.0	1:48.455
8	42.394	128.4	1:07.989	103.8	1:50.383	19	41.494	128.2	1:06.355	104.8	1:47.849
9	41.806	127.2	1:09.661	103.1	1:51.467	20	42.028	127.3	1:06.897	103.1	1:48.925
10	42.236	127.0	1:06.815	103.1	1:49.051						
11	41.463	127.8	1:06.891	103.6	1:48.354						

2 RUMPFKEIL				Motorsport Arena Oschersleben							
1	15:34.518	86.7	2:04.016	45.0	17:38.534	11	42.336	100.0	1:19.423	104.4	2:01.759
2	1:41.190		2:28.333	47.3	4:09.523	12	40.834	129.3	1:05.868	104.9	1:46.702
3	1:38.137		2:42.683		4:20.820	13	1:12.451	50.4	1:42.628	103.4	2:55.079
4	1:35.413	44.6	2:43.823		4:19.236	14	41.000	128.2	1:05.779	104.0	1:46.779
5	51.974	127.3	1:07.093	104.3	1:59.067	15	41.086	129.0	1:05.690	104.2	1:46.776
6	41.352	128.4	1:06.244	104.4	1:47.596	16	40.865	129.0	1:13.816	104.3	1:54.681
7	41.206	128.8	1:05.859	104.2	1:47.065	17	40.736	129.0	1:06.313	104.2	1:47.049
8	41.099	128.5	1:05.850	104.3	1:46.949	18	41.148	127.9	1:05.742	104.6	1:46.890
9	41.011	129.0	1:13.501	105.1	1:54.512	19	41.158	129.8	1:05.639	104.2	1:46.797
10	40.823	129.1	1:05.827	104.5	1:46.650						

3 FASTING				MSC Oldenburg I							
1			101.5	14:41.634	10	3:11.131	119.8	1:13.230	102.7	4:24.361	
2	47.913	121.3	1:31.688	52.0	2:19.601	11	43.776	126.1	1:08.759	101.4	1:52.535
3	1:21.185	54.4	2:05.172	48.8	3:26.357	12	43.978	128.5	1:08.246	102.6	1:52.224
4	1:23.372	51.9	2:06.877	49.8	3:30.249	13	44.485	126.9	1:09.031	102.7	1:53.516
5	1:23.642	50.4	2:09.105	53.3	3:32.747	14	43.166	126.3	1:08.100	102.7	1:51.266
6	1:26.242	51.5	2:13.098	102.3	3:39.340	15	42.328	128.7	1:07.313	103.5	1:49.641
7	47.258	121.0	1:21.945	102.4	2:09.203	16	43.015	126.4	1:48.717		2:31.732 Pit
8	46.235	123.2	1:14.742	103.0	2:00.977						
9	47.335	118.9	1:31.088		2:18.423 Pit						



Circuit Length - 3.111 kilometres
Bucharest-Ring
Bucharest-Ring

Weather / Track : Bright / Dry

Printed at 18:24, Friday, 18 May, 2007

© MST Systems Ltd, 2005 (www.mstworld.com)

Page 1

ADAC Logan Cup 2007

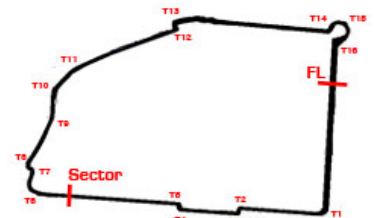
Qualifying - Sector Analysis Report

Lap S1 Time S1 Spd S2 Time S2 Spd Lap Time Pit Lap S1 Time S1 Spd S2 Time S2 Spd Lap Time Pit

4 RAILENANU				VIP							
1			13:51.969	11	41.526	126.3	1:07.126	102.1	1:48.652		
2	44.860	121.0	1:08.113	101.8	1:52.973	12	41.620	127.8	1:07.145	102.2	1:48.765
3	41.674	126.4	1:49.323	66.6	2:30.997	13	41.984	126.4	1:07.118	101.8	1:49.102
4	1:08.008	54.5	2:35.399		3:43.407 Pit	14	41.000	128.2	1:06.713	102.1	1:47.713
5	9:47.634	122.4	1:12.916	102.1	11:00.550	15	41.262	127.9	1:07.132	100.3	1:48.394
6	43.171	124.7	1:08.085	102.6	1:51.256	16	43.446	125.2	1:10.291	101.5	1:53.737
7	41.906	126.9	1:09.459	102.3	1:51.365	17	41.668	126.1	1:06.670	101.7	1:48.338
8	42.339	125.4	1:07.446	102.1	1:49.785	18	41.245	126.9	1:06.761	102.8	1:48.006
9	41.241	126.9	1:07.308	101.9	1:48.549	19	41.798	125.1	1:10.264	101.7	1:52.062
10	41.712	125.5	1:07.995	102.0	1:49.707						

5 KRAFFT				ADAC Hansa I / MC Elbe					
1			13:42.054	12	46.654	120.5	1:12.103		1:58.757
2	42.564	122.7	1:09.064	1:51.628	13	46.308	120.0	1:12.116	1:58.424
3	42.751	124.1	1:50.612	2:33.363	14	46.575	119.4	1:08.643	1:55.218
4	1:15.816	58.8	2:27.501	3:43.317	15	42.747	125.1	1:07.290	1:50.037
5	1:37.831	45.8	2:55.327	4:33.158 Pit	16	42.117	126.9	1:07.012	1:49.129
6	3:57.940	59.6	1:22.162	5:20.102	17	45.073	125.4	1:06.516	1:51.589
7	44.808	122.1	1:09.278	1:54.086	18	42.101	126.0	1:07.611	1:49.712
8	43.526	125.1	1:08.221	1:51.747	19	41.916	125.8	1:07.054	1:48.970
9	42.818	125.0	1:09.269	1:52.087	20	41.877	128.2	1:06.492	1:48.369
10	42.763	125.4	1:07.903	1:50.666					
11	42.817	126.9	1:10.653	1:53.470					

6 VON KIEDROWSKIE				MSC Oldenburg II							
1			100.3	14:39.513	11	43.866	117.7	1:43.651	2:27.517 Pit		
2	46.039	122.4	1:34.633	52.7	2:20.672	12	3:32.441	119.0	1:10.251	101.6	4:42.692
3	1:21.126	54.9	2:05.289	50.7	3:26.415	13	45.795	115.8	1:18.669	101.5	2:04.464
4	1:22.846	53.3	2:06.165	50.0	3:29.011	14	44.189	122.0	1:09.234	102.3	1:53.423
5	1:24.416	51.3	2:07.924	52.2	3:32.340	15	44.121	122.8	1:08.550	102.7	1:52.671
6	1:25.621	48.6	2:14.658	100.7	3:40.279	16	43.601	123.8	1:08.721	103.1	1:52.322
7	47.219	110.0	1:22.101	103.2	2:09.320	17	48.969	121.4	1:09.242	102.9	1:58.211
8	43.554	126.0	1:08.593	103.3	1:52.147	18	43.379	122.1	1:08.458	103.1	1:51.837
9	51.236	65.1	1:18.446	102.9	2:09.682						
10	42.632	125.7	1:08.160	102.9	1:50.792						



Circuit Length - 3.111 kilometres
Bucharest-Ring
Bucharest-Ring

Weather / Track : Bright / Dry

Printed at 18:24, Friday, 18 May, 2007
© MST Systems Ltd, 2005 (www.mstworld.com)

ADAC Logan Cup 2007

Qualifying - Sector Analysis Report

Lap S1 Time S1 Spd S2 Time S2 Spd Lap Time Pit Lap S1 Time S1 Spd S2 Time S2 Spd Lap Time Pit

15 ROCHLITZ

1				13:41.053	
2	43.143	123.8	1:09.043	103.7	1:52.186
3	42.694	125.1	1:50.346	60.4	2:33.040
4	1:15.232	53.9	2:27.488	45.2	3:42.720
5	1:38.209	44.9	2:42.382	44.3	4:20.591
6	1:35.950	43.7	2:43.428	55.3	4:19.378
7	52.777	125.8	1:08.513	102.6	2:01.290
8	42.848	125.0	1:09.054	104.0	1:51.902
9	42.251	127.0	1:07.277	104.1	1:49.528
10	41.941	128.2	1:07.049	105.0	1:48.990
11	41.778	127.8	1:16.529		1:58.307 Pit

ADAC Niedersachsen-Anhalt II

12	2:42.459	122.3			1:08.426	103.2	3:50.885
13	42.858	124.2			1:06.618	104.1	1:49.476
14	42.569	125.5			1:06.575	104.7	1:49.144
15	42.006	125.8			1:06.243	104.4	1:48.249
16	44.243	124.2			1:06.762	105.1	1:51.005
17	42.194	126.6			1:06.259	104.4	1:48.453
18	43.345	127.8			1:07.710	104.8	1:51.055
19	42.232	126.7			1:13.358	104.8	1:55.590
20	41.851	127.6			1:06.925	103.1	1:48.776

16 CASUNEANU

1				13:51.558
---	--	--	--	-----------

VIP

18 BRINKMANN

1			100.0	14:17.712	
2	46.701	119.4	1:14.285	101.8	2:00.986
3	1:11.436	55.8	2:07.272	51.8	3:18.708
4	1:26.278	50.3	2:14.526	50.9	3:40.804
5	1:27.026	51.6	2:14.746	51.0	3:41.772
6	1:30.141	50.1	2:18.640	55.3	3:48.781
7	49.387	120.5	1:11.789	102.3	2:01.176
8	45.413	121.6	1:11.998	103.1	1:57.411
9	44.900	123.1	1:11.772	103.5	1:56.672
10	44.337	123.0	1:33.385		2:17.722 Pit

ADAC Ostwestfalen-Lippe e.V.

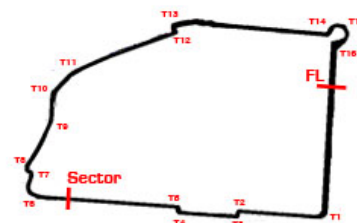
11	2:58.272	122.7			1:10.232	103.6	4:08.504
12	44.397	120.8			1:08.953	104.4	1:53.350
13	46.089	110.5			1:11.845	103.6	1:57.934
14	42.473	126.3			1:06.951	103.3	1:49.424
15	42.712	127.2			1:06.923	104.1	1:49.635
16	43.116	127.9			1:08.173	104.4	1:51.289
17	42.623	126.4			1:09.133	103.3	1:51.756
18	43.236	125.1			1:12.576	104.7	1:55.812
19	41.979	127.8			1:06.584	103.9	1:48.563

19 SCHAULAND

1			102.7	14:32.401	
2	43.987	123.4	1:20.667	50.6	2:04.654
3	1:17.651	60.7	2:11.672		3:29.323
4	1:26.714	56.3	2:10.187	57.5	3:36.901
5	1:25.685	55.2	2:09.973	50.7	3:35.658
6	1:30.174	46.2	2:10.062	101.6	3:40.236
7	44.461	122.7	1:09.591	103.6	1:54.052
8	43.287	124.4	1:09.687	101.3	1:52.974
9	43.439	124.7	1:07.431	102.0	1:50.870
10	42.703	126.0	1:07.233	102.8	1:49.936

Hamburg Racing Team I

11	42.313	126.3			1:20.304		2:02.617 Pit
12	3:33.015	121.8			1:10.263	103.0	4:43.278
13	44.096	123.4			1:08.892	104.2	1:52.988
14	43.085	126.9			1:09.535	103.6	1:52.620
15	42.257	126.6			1:07.614	103.9	1:49.871
16	42.899	124.8			1:07.591	103.6	1:50.490
17	42.303	125.8			1:07.285	103.7	1:49.588
18	42.130	126.7			1:08.310	102.8	1:50.440
19	41.999	126.0			1:06.763	103.7	1:48.762



Circuit Length - 3.111 kilometres
Bucharest-Ring
Bucharest-Ring

Weather / Track : Bright / Dry

Printed at 18:24, Friday, 18 May, 2007

© MST Systems Ltd, 2005 (www.mstworld.com)

Page 3

ADAC Logan Cup 2007

Qualifying - Sector Analysis Report

Lap S1 Time S1 Spd S2 Time S2 Spd Lap Time Pit Lap S1 Time S1 Spd S2 Time S2 Spd Lap Time Pit

20 FINCK

Hamburg Racing Team II

1			100.8	14:20.067	11	42.041	126.6	1:06.260	103.6	1:48.301	
2	46.419	114.4	1:14.358	101.5	2:00.777	12	43.945	121.7	1:07.545	102.6	1:51.490
3	1:21.044	56.6	2:13.229	52.1	3:34.273	13	41.742	125.4	1:13.511	102.7	1:55.253
4	1:29.515	52.8	2:11.558	47.6	3:41.073	14	47.451	97.2	1:41.478		2:28.929 Pit
5	1:26.224	53.0	2:09.533	51.6	3:35.757	15	2:24.191	125.1	1:09.595	102.0	3:33.786
6	1:31.342	46.9	2:10.084	97.3	3:41.426	16	42.566	126.0	1:07.390	101.9	1:49.956
7	45.151	120.6	1:11.863	102.5	1:57.014	17	42.231	127.0	1:07.416	102.6	1:49.647
8	50.226	117.1	1:15.067	102.4	2:05.293	18	41.743	128.5	1:08.785	102.3	1:50.528
9	43.662	124.7	1:18.745	102.3	2:02.407	19	41.366	126.9	1:06.856	102.1	1:48.222
10	43.079	125.5	1:06.833	102.5	1:49.912						

21 TUDORAN

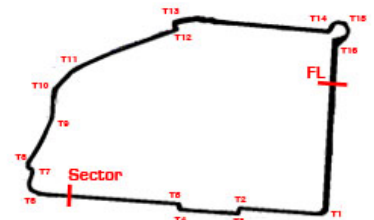
VIP

1				13:53.263	12	45.065	118.8	1:10.206	100.0	1:55.271	
2	47.556	115.0	1:15.688	95.2	2:03.244	13	46.220	117.5	1:11.631	98.7	1:57.851
3	52.093	59.2	2:08.007		3:00.100	14	44.301	119.0	1:09.763	99.4	1:54.064
4	1:26.493	63.4	2:30.065	53.6	3:56.558	15	44.391	117.5	1:11.905	97.3	1:56.296
5	1:30.718	47.9	2:26.607	51.7	3:57.325	16	44.350	119.0	1:09.719	97.2	1:54.069
6	1:32.578	48.6	2:23.783	52.6	3:56.361	17	48.308	117.5	1:08.990	99.1	1:57.298
7	49.017	116.8	1:12.235	95.8	2:01.252	18	43.792	119.8	1:08.646	98.2	1:52.438
8	45.305	116.3	1:11.182	98.4	1:56.487	19	44.414	120.2	1:10.146	100.8	1:54.560
9	47.222	118.9	1:10.482	100.7	1:57.704	20	43.450	120.5	1:09.255	100.6	1:52.705
10	45.213	119.3	1:10.109	97.8	1:55.322						
11	44.629	118.1	1:12.813	98.1	1:57.442						

22 ALEXANDRESCU

VIP

1				14:10.061	12	46.650	120.8	1:11.773		1:58.423
2	47.657	118.1	1:19.776	2:07.433	13	46.655	119.8	1:12.195		1:58.850
3	54.599	70.3	2:05.960	3:00.559 Pit	14	46.572	117.1	1:13.182		1:59.754
4	2:19.770		2:11.258	4:31.028	15	44.860	122.8	1:11.973		1:56.833
5	1:21.736	56.7	2:11.967	3:33.703	16	44.737	122.3	1:11.748		1:56.485
6	1:28.518		2:15.195	3:43.713	17	45.952	117.2	1:11.934		1:57.886
7	47.820	118.2	1:13.738	2:01.558	18	45.090	122.5	1:13.067		1:58.157
8	46.992	118.5	1:13.505	2:00.497	19	45.130	119.2	1:09.537		1:54.667
9	46.642	118.1	1:12.877	1:59.519	20	44.675	122.3	1:10.392		1:55.067
10	45.844	120.6	1:12.693	1:58.537						
11	47.094	120.5	1:11.634	1:58.728						



Circuit Length - 3.111 kilometres
Bucharest-Ring
Bucharest-Ring

Weather / Track : Bright / Dry

Printed at 18:24, Friday, 18 May, 2007

© MST Systems Ltd, 2005 (www.mstworld.com)

ADAC Logan Cup 2007

Qualifying - Sector Analysis Report

Lap S1 Time S1 Spd S2 Time S2 Spd Lap Time Pit Lap S1 Time S1 Spd S2 Time S2 Spd Lap Time Pit

26 PRINZ

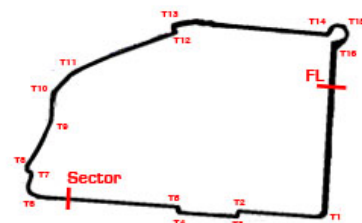
26 PRINZ				Team Red Line					
1			13:53.534	12	41.520	127.2	1:06.804	100.6	1:48.324
2	43.570	119.0	1:08.759	101.0	1:52.329		1:15.123	103.6	1:56.830
3	42.511	123.7	1:48.957	65.7	2:31.468				
4	1:07.684	58.8	2:27.385	61.2	3:35.069				
5	1:36.692		2:41.481		4:18.173				
6	1:35.770	44.8	2:43.463	55.1	4:19.233				
7	52.274	127.9	1:08.546	103.1	2:00.820				
8	42.595	126.6	1:08.160	102.3	1:50.755				
9	41.981	125.5	1:07.097	101.5	1:49.078				
10	41.952	126.1	1:06.695	101.5	1:48.647				
11	41.847	126.7	1:06.359	102.8	1:48.206				
12									
13									
14									
15									
16									
17									
18									
19									
20									

33 KAISER

33 KAISER				Team Kaiser I Lohne					
1			14:12.894	11	3:06.526	117.2	1:14.632	100.8	4:21.158
2	45.037	118.6	1:13.845	101.9	1:58.882		1:13.588	101.2	1:59.549
3	58.796	63.7	2:04.081		3:02.877 Pit		1:12.552	100.9	1:58.284
4	4:36.141		2:50.338		7:26.479		1:12.241	101.0	1:58.633
5	1:27.020	50.1	2:35.941	57.7	4:02.961		1:11.798	101.7	1:57.380
6	45.618	124.8	1:08.070	102.4	1:53.688		1:12.123	100.9	1:56.828
7	42.148	124.2	1:07.728	103.6	1:49.876		1:12.055	90.0	1:57.008
8	42.075	123.9	1:08.069	103.1	1:50.144		1:11.113	101.0	1:55.900
9	42.057	123.9	1:07.365	103.7	1:49.422				
10	42.852	123.4	1:29.222		2:12.074 Pit				

44 NOACK

44 NOACK				Team Kaiser II Lohne						
1			97.9	14:22.008	11	42.846	112.2	1:27.878	104.7	2:10.724
2	46.633	120.6	1:15.759	79.8	2:02.392		1:07.739	103.6	1:49.844	
3	1:20.279	60.5	2:11.990	48.8	3:32.269		1:21.072	103.8	2:11.505	
4	1:29.604	52.3	2:11.055	50.0	3:40.659		1:06.751	104.4	1:48.064	
5	1:26.610	55.3	2:09.961		3:36.571		1:06.497	104.9	1:47.512	
6	1:30.979	48.5	2:09.339	99.4	3:40.318		1:07.559	103.7	1:51.709	
7	46.871	121.7	1:41.628		2:28.499 Pit		1:05.872	105.3	1:47.523	
8	2:54.858	123.2	1:13.987	104.3	4:08.845		1:08.753	104.0	1:51.491	
9	42.617	125.1	1:07.492	104.1	1:50.109		1:06.505	104.5	1:47.830	
10	41.616	128.2	1:06.627	104.9	1:48.243					



Circuit Length - 3.111 kilometres
Bucharest-Ring
Bucharest-Ring

Weather / Track : Bright / Dry

Printed at 18:24, Friday, 18 May, 2007

© MST Systems Ltd, 2005 (www.mstworld.com)

ADAC Logan Cup 2007

Qualifying - Sector Analysis Report

Lap S1 Time S1 Spd S2 Time S2 Spd Lap Time Pit Lap S1 Time S1 Spd S2 Time S2 Spd Lap Time Pit

54 OHLSSON

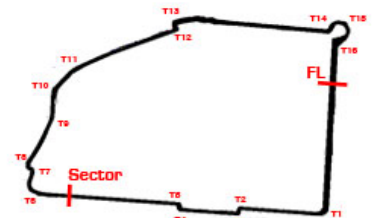
Team 54 / Dr. Olaf Ohlsson

1			100.3	14:28.002	12	42.954	124.8			1:10.225	97.0	1:53.179
2	44.715	123.1	1:23.151	50.3	2:07.866	13	1:04.138	72.1		1:38.434	101.0	2:42.572
3	1:17.648	61.2	2:08.206	52.9	3:25.854	14	42.645	125.1		1:12.098	102.0	1:54.743
4	1:28.752	53.5	2:11.011	56.1	3:39.763	15	44.039	121.6		1:09.545	100.8	1:53.584
5	1:26.424	57.0	2:09.730	48.7	3:36.154	16	42.568	126.0		1:13.899	79.6	1:56.467
6	1:30.665	45.8	2:10.649	101.0	3:41.314	17	56.739	83.2		1:35.267	100.3	2:32.006
7	43.101	120.8	1:10.792	101.0	1:53.893	18	43.109	124.8		1:08.014	101.0	1:51.123
8	44.469	122.5	1:12.611	102.3	1:57.080	19	42.728	123.8		1:08.150	101.4	1:50.878
9	42.793	125.8	1:14.055	102.3	1:56.848	20	43.001	123.2		1:08.334	101.0	1:51.335
10	42.953	126.1	1:08.700	102.1	1:51.653							
11	43.897	122.0	1:10.522	101.3	1:54.419							

55 TIURA

Team Racing Nick

1			100.1	14:25.935	12	42.288	126.0			1:07.644	102.2	1:49.932
2	44.923	117.0	1:23.323	54.9	2:08.246	13	43.543	126.4		1:07.225	102.0	1:50.768
3	1:16.012	57.4	2:09.082	52.4	3:25.094	14	42.157	126.9		1:07.550	101.9	1:49.707
4	1:29.110	53.3	2:11.151	48.3	3:40.261	15	42.186	125.8		1:06.319	103.7	1:48.505
5	1:26.863	54.1	2:09.735	50.2	3:36.598	16	42.591	126.9		1:06.630	103.5	1:49.221
6	1:30.543	49.6	2:10.624	101.4	3:41.167	17	41.829	127.2		1:06.168	103.9	1:47.997
7	44.315	121.3	1:09.364	104.3	1:53.679	18	42.275	127.0		1:07.590	101.5	1:49.865
8	45.123	122.1	1:09.059	102.1	1:54.182	19	42.024	128.1		1:07.886	101.2	1:49.910
9	42.937	124.7	1:07.505	101.5	1:50.442	20	43.236	126.9		1:07.103	103.0	1:50.339
10	42.749	125.7	1:07.246	103.6	1:49.995	21	42.277	126.6		1:06.853	104.4	1:49.130
11	42.340	125.7	1:07.271	102.2	1:49.611							



Circuit Length - 3.111 kilometres
Bucharest-Ring
Bucharest-Ring

Weather / Track : Bright / Dry

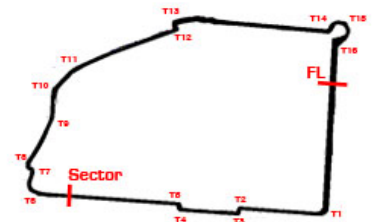
Printed at 18:24, Friday, 18 May, 2007

© MST Systems Ltd, 2005 (www.mstworld.com)

ADAC Logan Cup 2007

Qualifying - Best Sector Speeds Report

SECTOR 1				SECTOR 2				
POS	NO	NAME	SPEED	LAP	NO	NAME	SPEED	LAP
1	2	RUMPFKEIL	129.8	19	44	NOACK	105.3	17
2	44	NOACK	129.3	15	2	RUMPFKEIL	105.1	9
3	1	NEUELMANN	128.8	3	15	ROCHLITZ	105.1	16
4	3	FASTING	128.7	15	1	NEUELMANN	104.8	19
5	26	PRINZ	128.7	14	18	BRINKMANN	104.7	18
6	20	FINCK	128.5	18	55	TIURA	104.4	21
7	4	RAILENANU	128.2	14	19	SCHAULAND	104.2	13
8	5	KRAFFT	128.2	20	26	PRINZ	103.8	14
9	15	ROCHLITZ	128.2	10	33	KAISER	103.7	9
10	55	TIURA	128.1	19	20	FINCK	103.6	11
11	18	BRINKMANN	127.9	16	3	FASTING	103.5	15
12	19	SCHAULAND	126.9	14	6	VON KIEDRO	103.3	8
13	54	OHLSSON	126.1	10	4	RAILENANU	102.8	18
14	6	VON KIEDRO	126.0	8	54	OHLSSON	102.3	8
15	33	KAISER	124.8	6	21	TUDORAN	100.8	19
16	22	ALEXANDRES	122.8	15				
17	21	TUDORAN	120.5	20				



Circuit Length - 3.111 kilometres
 Bucharest-Ring
 Bucharest-Ring

Weather / Track : Bright / Dry

Printed at 18:23, Friday, 18 May, 2007

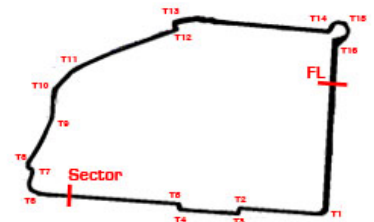
© MST Systems Ltd, 2005 (www.mstworld.com)

ADAC Logan Cup 2007

Qualifying - Best Sector Times Report

SECTOR 1				SECTOR 2			IDEAL/BEST LAP COMPARISON					
POS	NO	TIME	LAP	NO	TIME	LAP	NO	NAME	IDEAL	BEST	LAP	DIFF
1	2	40.736	17	2	1:05.639	19	2	RUMPFKEIL	1:46.375	1:46.650	10	+ 0.275
2	4	41.000	14	44	1:05.872	17	44	NOACK	1:46.887	1:47.512	15	+ 0.625
3	44	41.015	15	26	1:06.013	14	26	PRINZ	1:47.173	1:47.173	14	+ 0.000
4	26	41.160	14	55	1:06.168	17	20	FINCK	1:47.626	1:48.222	19	+ 0.596
5	20	41.366	19	1	1:06.169	12	1	NEUELMANN	1:47.632	1:47.794	12	+ 0.162
6	1	41.463	11	15	1:06.243	15	4	RAILENANU	1:47.670	1:47.713	14	+ 0.043
7	15	41.778	11	20	1:06.260	11	55	TIURA	1:47.997	1:47.997	17	+ 0.000
8	55	41.829	17	5	1:06.492	20	15	ROCHLITZ	1:48.021	1:48.249	15	+ 0.228
9	5	41.877	20	18	1:06.584	19	5	KRAFFT	1:48.369	1:48.369	20	+ 0.000
10	18	41.979	19	4	1:06.670	17	18	BRINKMAN	1:48.563	1:48.563	19	+ 0.000
11	19	41.999	19	19	1:06.763	19	19	SCHAULAND	1:48.762	1:48.762	19	+ 0.000
12	33	42.057	9	3	1:07.313	15	33	KAISER	1:49.422	1:49.422	9	+ 0.000
13	3	42.328	15	33	1:07.365	9	3	FASTING	1:49.641	1:49.641	15	+ 0.000
14	54	42.568	16	54	1:08.014	18	54	OHLSSON	1:50.582	1:50.878	19	+ 0.296
15	6	42.632	10	6	1:08.160	10	6	VON KIEDR	1:50.792	1:50.792	10	+ 0.000
16	21	43.450	20	21	1:08.646	18	21	TUDORAN	1:52.096	1:52.438	18	+ 0.342
17	22	44.675	20	22	1:09.537	19	22	ALEXANDRE	1:54.212	1:54.667	19	+ 0.455

'Perfect Lap' - 1:46.375



Circuit Length - 3.111 kilometres
Bucharest-Ring
Bucharest-Ring

Weather / Track : Bright / Dry

Printed at 18:23, Friday, 18 May, 2007

© MST Systems Ltd, 2005 (www.mstworld.com)

Page 1

ADAC Logan Cup 2007

GRID FOR RACE 1

ROW 10	17	Rolef/Greyer			
ROW 9		13:51.558		14	Siems/Brandes
	16	Casuneanu			
ROW 8		1:50.878		21	Tudoran
	54	Ohlsson			
ROW 7		1:49.641		6	Von Kiedrowskie/Von Kiedrowskie
	3	Fasting/Fasting			
ROW 6		1:48.762		33	Kaiser/Freymuth
	19	Schauland/Budde			
ROW 5		1:48.369		18	Brinkmann/Rosteck
	5	Krafft/Stoldt			
ROW 4		1:48.222		15	Rochlitz/Amosse
	20	Finck/Huber			
ROW 3		1:47.794		55	Tiura
	1	Neuelmann/Overbeck			
ROW 2		1:47.512		4	Railenanu
	44	Noack/Frick			
ROW 1		1:46.650		26	Prinz/Prinz
	2	Rumpfkeil			
POLE					

Cars 14 and 17 added to back of grid
Weather / Track : Bright / Dry

Bucharest-Ring
Circuit Length = 3.1110 km.
Start: 17:32 End: 18:17

Race Director:	Steward:	Timekeeper:
----------------	----------	-------------

ADAC Logan Cup 2007

RACE CLASSIFICATION - RACE 1

POS	NO	CL	DRIVER(S)	TEAM	TIME	LAPS	GAP	KPH	BEST
1	2		Rumpfkeil	Motorsport Arena Oschersleben	22:43.794	12		98.54	1:47.166
2	4		Raileanu	VIP	22:48.062	12	4.268	98.23	1:46.966
3	44		Noack/Frick	Team Kaiser II Lohne	22:48.658	12	4.864	98.19	1:46.726
4	1		Neuelmann/Overbeck	Race4Fun	22:49.983	12	6.189	98.10	1:47.056
5	5		Krafft/Stoldt	ADAC Hansa I / MC Elbe	22:51.372	12	7.578	98.00	1:45.950
6	14		Siems/Brandes	ADAC Niedersachsen-Anhalt I	22:52.963	12	9.169	97.88	1:45.193
7	26		Prinz/Prinz	Team Red Line	22:57.257	12	13.463	97.58	1:47.472
8	15		Rochlitz/Amosse	ADAC Niedersachsen-Anhalt II	23:02.059	12	18.265	97.24	1:47.400
9	33		Kaiser/Freymuth	Team Kaiser I Lohne	23:07.603	12	23.809	96.85	1:47.689
10	20		Finck/Huber	Hamburg Racing Team II	23:10.123	12	26.329	96.67	1:48.197
11	55		Tiura	Team Racing Nick	23:11.222	12	27.428	96.60	1:47.901
12	6		Von Kiedrowskie/Von Kiedrowski	MSC Oldenburg II	23:37.266	12	53.472	94.82	1:48.597
13	18		Brinkmann/Rosteck	ADAC Ostwestfalen-Lippe e.V.	23:55.723	12	1:11.929	93.60	1:50.575
14	17		Rolef/Greyer	AKF-Motorsport / Freymuth	25:07.257	12	2:23.463	89.16	1:52.379
15	21		Tudoran	VIP	25:08.661	12	2:24.867	89.08	1:52.705
16	16		Casuneanu	VIP	25:09.392	12	2:25.598	89.03	1:53.985
17	54		Ohlsson	Team 54 / Dr. Olaf Ohlsson	25:36.469	12	2:52.675	87.47	1:52.016
18	3		Fasting/Fasting	MSC Oldenburg I	25:43.366	12	2:59.572	87.07	1:56.039
19	19		Schauland/Budde	Hamburg Racing Team I	21:38.668	11	1 LAP	94.86	1:48.721
FASTEST LAP									
	14		Siems/Brandes	ADAC Niedersachsen-Anhalt I	1:45.193	12	106.46kph	66.15mph	

Weather / Track : Sunny / Dry

Bucharest-Ring
Circuit Length = 3.1110 km.
Start: 17:07 End: 17:32

Race Director:	Steward:	Timekeeper:
----------------	----------	-------------

ADAC Logan Cup 2007

Race 1 - Sector Analysis Report

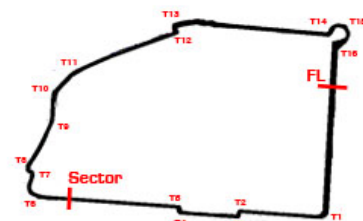
Lap S1 Time S1 Spd S2 Time S2 Spd Lap Time Pit Lap S1 Time S1 Spd S2 Time S2 Spd Lap Time Pit

1 NEUELMANN				Race4Fun									
1	1:12.199	63.6		1:44.514	104.7	2:56.713	8	42.000	126.7		1:06.131	104.8	1:48.131
2	44.036	118.9		1:07.237	105.1	1:51.273	9	41.521	127.9		1:05.641	105.2	1:47.162
3	41.987	124.4		1:06.716	104.8	1:48.703	10	41.644	127.6		1:06.096	104.9	1:47.740
4	42.159	124.5		1:08.143	105.1	1:50.302	11	41.415	127.0		1:05.652	105.2	1:47.067
5	42.037	125.0		1:07.869	106.1	1:49.906	12	41.516	127.5		1:05.540	105.7	1:47.056
6	41.917	127.0		1:05.900	106.0	1:47.817							
7	42.110	127.8		1:06.003	106.2	1:48.113							

2 RUMPFKEIL				Motorsport Arena Oschersleben									
1				104.7	2:52.794	8	41.355	126.9		1:05.811	105.1	1:47.166	
2				105.4	1:49.354	9	42.119	126.4		1:06.153	104.7	1:48.272	
3	42.021	125.4		1:06.609	105.0	1:48.630	10	41.787	126.4		1:06.255	104.4	1:48.042
4	41.898	126.6		1:06.489	105.0	1:48.387	11	41.864	125.7		1:06.446	105.0	1:48.310
5	41.817	126.4		1:06.442	105.0	1:48.259	12	41.784	126.6		1:07.106	105.3	1:48.890
6	41.805	125.7		1:05.970	105.6	1:47.775							
7	41.932	126.6		1:05.983	105.3	1:47.915							

3 FASTING				MSC Oldenburg I									
1	1:22.380	59.9		1:44.604	104.1	3:06.984	8	45.798	121.0		1:11.975	104.7	1:57.773
2	46.765	111.3		1:12.836	102.7	1:59.601	9	45.538	121.8		1:11.258	103.4	1:56.796
3	45.945	122.1		1:12.162	103.7	1:58.107	10	45.300	118.2		1:10.739	104.7	1:56.039
4	45.467	122.7		1:11.341	104.4	1:56.808	11	45.502	122.5		1:13.072	98.9	1:58.574
5	45.692	122.5		1:12.666	104.9	1:58.358	12	59.483	59.2		1:56.123	46.2	2:55.606
6	50.224	120.8		1:11.608	104.1	2:01.832							
7	45.753	122.0		1:11.135	103.8	1:56.888							

4 RAILEANU				VIP									
1	1:10.867	61.9		1:44.581	104.8	2:55.448	8	41.498	126.4		1:06.218	104.6	1:47.716
2	43.963	118.6		1:06.192	105.3	1:50.155	9	41.526	126.4		1:06.303	104.9	1:47.829
3	41.838	126.6		1:06.370	105.2	1:48.208	10	41.101	128.4		1:06.032	104.8	1:47.133
4	41.686	126.7		1:07.555	104.4	1:49.241	11	41.121	127.9		1:05.845	104.9	1:46.966
5	41.790	126.0		1:09.665	104.6	1:51.455	12	41.173	127.5		1:07.121	101.4	1:48.294
6	41.620	126.3		1:06.337	105.8	1:47.957							
7	41.355	125.5		1:06.305	105.0	1:47.660							



Circuit Length - 3.111 kilometres
 Bucharest-Ring
 Bucharest-Ring

Weather / Track : Sunny / Dry

Printed at 17:43, Saturday, 19 May, 2007

© MST Systems Ltd, 2005 (www.mstworld.com)

Page 1

ADAC Logan Cup 2007

Race 1 - Sector Analysis Report

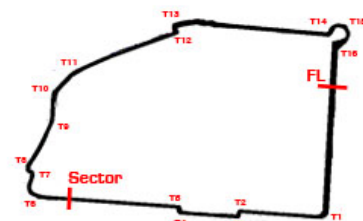
Lap S1 Time S1 Spd S2 Time S2 Spd Lap Time Pit Lap S1 Time S1 Spd S2 Time S2 Spd Lap Time Pit

5 KRAFFT				ADAC Hansa I / MC Elbe								
1	1:17.859	53.8		1:44.069	104.9	3:01.928	8	41.501	126.9		1:05.666	1:47.167
2	43.024	125.4		1:09.178		1:52.202	9	40.857	130.1		1:05.218	1:46.075
3	42.832	125.0		1:06.678		1:49.510	10	41.663	129.9		1:07.070	1:48.733
4	41.796	126.4		1:07.000		1:48.796	11	40.762	128.8		1:05.498	1:46.260
5	41.383	127.8		1:05.781		1:47.164	12	40.920	129.3		1:05.030	1:45.950
6	42.691	127.0		1:07.039		1:49.730						
7	41.690	127.0		1:06.167		1:47.857						

6 VON KIEDROWSKIE				MSC Oldenburg II									
1	1:23.539	59.4		1:43.985	101.6	3:07.524	8	43.033	124.2		1:07.799	103.5	1:50.832
2	46.110	119.7		1:08.889	103.8	1:54.999	9	42.356	124.1		1:07.700	95.4	1:50.056
3	42.826	124.5		1:09.105	103.7	1:51.931	10	42.649	125.0		1:06.603	103.2	1:49.252
4	43.986	124.5		1:08.772	104.1	1:52.758	11	42.378	125.2		1:06.219	104.0	1:48.597
5	44.718	124.8		1:08.252	104.0	1:52.970	12	42.918	123.8		1:12.915	53.0	1:55.833
6	43.353	124.8		1:08.036	104.7	1:51.389							
7	42.795	124.1		1:08.330	104.6	1:51.125							

14 SIEMS				ADAC Niedersachsen-Anhalt I									
1	1:27.839	68.2		1:46.626	104.9	3:14.465	8	40.518	129.1		1:05.038	107.2	1:45.556
2	44.135	123.7		1:08.115	105.2	1:52.250	9	40.891	128.2		1:04.945	106.6	1:45.836
3	41.875	127.0		1:06.195	107.2	1:48.070	10	40.670	128.5		1:04.739	106.4	1:45.409
4	42.951	126.6		1:06.661	107.0	1:49.612	11	40.770	129.8		1:04.850	107.4	1:45.620
5	41.523	126.1		1:05.594	106.0	1:47.117	12	40.507	129.6		1:04.686	106.8	1:45.193
6	41.273	127.5		1:05.370	106.5	1:46.643							
7	41.379	129.9		1:05.813	106.2	1:47.192							

15 ROCHLITZ				ADAC Niedersachsen-Anhalt II									
1	1:16.559	55.8		1:44.250	103.0	3:00.809	8	42.128	126.3		1:06.250	105.7	1:48.378
2	43.955	123.2		1:10.736	104.5	1:54.691	9	42.346	127.8		1:06.081	106.0	1:48.427
3	42.486	125.1		1:07.208	105.6	1:49.694	10	42.053	126.1		1:06.315	105.4	1:48.368
4	42.056	126.9		1:07.279	104.2	1:49.335	11	41.712	126.9		1:05.688	106.0	1:47.400
5	42.316	125.0		1:07.016	105.0	1:49.332	12	41.838	125.0		1:05.609	106.0	1:47.447
6	42.193	125.2		1:07.162	106.4	1:49.355							
7	42.239	126.0		1:06.584	105.7	1:48.823							



Circuit Length - 3.111 kilometres
 Bucharest-Ring
 Bucharest-Ring

Weather / Track : Sunny / Dry

Printed at 17:43, Saturday, 19 May, 2007
 © MST Systems Ltd, 2005 (www.mstworld.com)

ADAC Logan Cup 2007

Race 1 - Sector Analysis Report

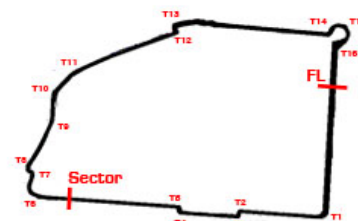
Lap S1 Time S1 Spd S2 Time S2 Spd Lap Time Pit Lap S1 Time S1 Spd S2 Time S2 Spd Lap Time Pit

16 CASUNEANU				VIP							
1			102.7	3:13.772	8	44.506	122.4	1:09.479	104.2	1:53.985	
2				1:56.035	9	45.771	110.2	1:09.448	103.9	1:55.219	
3			103.9	1:55.442	10	45.693	120.6	1:09.516	104.4	1:55.209	
4	45.707	121.3	1:11.053	104.6	1:56.760	11	44.691	121.0	1:10.868	104.7	1:55.559
5	46.149	121.3	1:10.641		1:56.790	12	46.860	116.3	1:50.955		2:37.815
6	45.580	118.8	1:10.537		1:56.117						
7	45.381	120.4	1:11.308	104.9	1:56.689						

17 ROLEF				AKF-Motorsport / Freymuth							
1	1:29.480	75.1	1:46.197	103.0	3:15.677	8	44.479	121.2	1:09.535	103.3	1:54.014
2	44.972	120.6	1:10.511	103.2	1:55.483	9	43.846	121.3	1:08.533	102.9	1:52.379
3	44.586	121.2	1:10.801	103.2	1:55.387	10	44.619	118.1	1:09.080	103.6	1:53.699
4	46.436	122.1	1:09.789	101.1	1:56.225	11	43.882	121.7	1:08.853	102.3	1:52.735
5	45.916	120.0	1:11.847	101.0	1:57.763	12	52.626	115.7	1:51.374	53.8	2:44.000
6	45.228	119.3	1:09.538	104.2	1:54.766						
7	45.351	121.2	1:09.778	103.0	1:55.129						

18 BRINKMANN				ADAC Ostwestfalen-Lippe e.V.							
1	1:18.674	49.0	1:43.139		3:01.813	8	43.579	120.6	1:08.629	105.9	1:52.208
2	46.634	121.0	1:10.813	104.6	1:57.447	9	43.450	123.8	1:07.125	104.5	1:50.575
3	44.339	121.2	1:10.225	105.5	1:54.564	10	43.391	124.8	1:07.547	104.6	1:50.938
4	43.752	124.4	1:08.757	105.6	1:52.509	11	43.900	123.2	1:08.253	105.4	1:52.153
5	45.259	123.8	1:07.951	105.5	1:53.210	12	47.759	118.2	1:19.963	52.4	2:07.722
6	43.593	123.2	1:07.789	105.9	1:51.382						
7	43.120	123.8	1:08.082	106.0	1:51.202						

19 SCHAULAND				Hamburg Racing Team I							
1			103.7	3:04.422	7	43.410	123.5	1:08.330	105.4	1:51.740	
2			104.2	1:55.893	8	42.826	123.7	1:07.307	104.6	1:50.133	
3			104.2	1:52.544	9	42.722	123.9	1:06.769	103.6	1:49.491	
4	43.525	123.4	1:07.839	104.2	1:51.364	10	43.940	123.9	1:06.939	104.1	1:50.879
5	43.452	124.1	1:08.456	104.7	1:51.908	11	42.205	125.1	1:06.516	104.2	1:48.721
6	43.322	123.0	1:08.251	103.9	1:51.573						



Circuit Length - 3.111 kilometres
Bucharest-Ring
Bucharest-Ring

Weather / Track : Sunny / Dry

Printed at 17:43, Saturday, 19 May, 2007

© MST Systems Ltd, 2005 (www.mstworld.com)

Page 3

ADAC Logan Cup 2007

Race 1 - Sector Analysis Report

Lap S1 Time S1 Spd S2 Time S2 Spd Lap Time Pit Lap S1 Time S1 Spd S2 Time S2 Spd Lap Time Pit

20 FINCK

1	1:15.385	57.7		1:44.514	101.8	2:59.899	8	41.982	125.2		1:06.509	104.0	1:48.491
2	44.616	120.2		1:09.172	103.6	1:53.788	9	42.423	125.0		1:06.584	103.9	1:49.007
3	43.292	119.3		1:07.344	103.5	1:50.636	10	43.224	125.2		1:06.298	104.0	1:49.522
4	42.235	123.9		1:08.544	104.3	1:50.779	11	41.913	125.7		1:06.284	104.3	1:48.197
5	42.771	124.4		1:06.417	104.4	1:49.188	12	42.047	126.1		1:06.245	103.9	1:48.292
6	42.234	125.5		1:07.141	104.4	1:49.375							
7	45.863	123.9		1:07.086	104.2	1:52.949							

Hamburg Racing Team II

21 TUDORAN

1	1:25.540	58.0		1:45.957	101.5	3:11.497	8	44.702	116.7		1:09.375	101.2	1:54.077
2	45.557	117.5		1:11.146	101.5	1:56.703	9	44.503	118.0		1:09.332	98.8	1:53.835
3	46.451	110.3		1:11.655	99.1	1:58.106	10	44.759	116.2		1:08.324	99.9	1:53.083
4	45.947	118.0		1:11.095	100.1	1:57.042	11	43.725	119.8		1:08.980	101.5	1:52.705
5	46.124	115.5		1:11.613	101.1	1:57.737	12	51.376	108.9		1:51.230	46.5	2:42.606
6	46.510	118.9		1:10.917	96.6	1:57.427							
7	44.568	117.7		1:09.275	99.6	1:53.843							

VIP

26 PRINZ

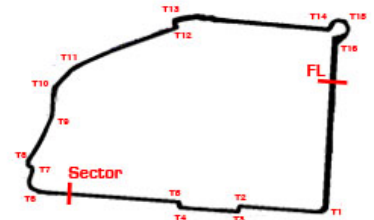
1	1:08.258	64.8		1:45.320	104.0	2:53.578	8	41.837	125.4		1:06.053	103.9	1:47.890
2	42.700	122.8		1:06.865	103.8	1:49.565	9	42.005	126.1		1:05.895	104.8	1:47.900
3	42.468	124.1		1:07.015	103.6	1:49.483	10	41.697	127.3		1:08.045	104.0	1:49.742
4	42.020	123.4		1:13.826	103.8	1:55.846	11	41.502	127.2		1:05.970	103.9	1:47.472
5	42.098	126.6		1:06.979	104.3	1:49.077	12	42.585	125.8		1:07.257	103.9	1:49.842
6	41.890	126.4		1:05.778	104.9	1:47.668							
7	42.050	127.0		1:07.144	104.7	1:49.194							

Team Red Line

33 KAISER

1	1:21.282	54.2		1:43.588	104.2	3:04.870	8	41.254	127.5		1:06.435	104.4	1:47.689
2	43.910	121.0		1:07.780	104.7	1:51.690	9	42.220	125.0		1:07.322	104.7	1:49.542
3	42.008	126.1		1:06.965	104.5	1:48.973	10	41.898	124.5		1:06.482	104.4	1:48.380
4	42.209	127.0		1:07.918	105.3	1:50.127	11	41.710	124.4		1:06.455	104.0	1:48.165
5	42.789	126.3		1:06.376	105.6	1:49.165	12	41.505	125.8		1:06.316	104.3	1:47.821
6	42.152	125.4		1:06.864	105.9	1:49.016							
7	45.109	125.1		1:07.056	105.4	1:52.165							

Team Kaiser I Lohne



Circuit Length - 3.111 kilometres
Bucharest-Ring
Bucharest-Ring

Weather / Track : Sunny / Dry

Printed at 17:43, Saturday, 19 May, 2007

© MST Systems Ltd, 2005 (www.mstworld.com)

Page 4

ADAC Logan Cup 2007

Race 1 - Sector Analysis Report

Lap S1 Time S1 Spd S2 Time S2 Spd Lap Time Pit Lap S1 Time S1 Spd S2 Time S2 Spd Lap Time Pit

44 NOACK

Team Kaiser II Lohne

1	1:09.500	60.2	1:45.620	104.2	2:55.120	8	41.644	127.3	1:05.863	105.0	1:47.507
2	45.764	116.7	1:07.767	104.3	1:53.531	9	41.612	128.1	1:05.750	105.4	1:47.362
3	42.460	123.7	1:06.795	104.4	1:49.255	10	41.244	129.0	1:05.482	104.9	1:46.726
4	42.000	125.1	1:07.846	104.9	1:49.846	11	41.456	127.3	1:06.135	106.1	1:47.591
5	41.934	127.3	1:06.873	105.4	1:48.807	12	41.243	128.2	1:05.747	106.9	1:46.990
6	41.659	126.9	1:06.200	106.5	1:47.859						
7	41.800	127.6	1:06.264	105.5	1:48.064						

54 OHLSSON

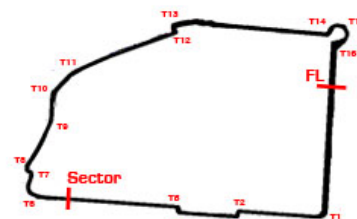
Team 54 / Dr. Olaf Ohlsson

1	1:24.549	56.8	1:44.812	102.3	3:09.361	8	56.594	80.8	1:28.538	99.9	2:25.132
2	45.225	119.7	1:13.119	102.7	1:58.344	9	43.605	122.4	1:08.587	102.7	1:52.192
3	45.190	122.3	1:09.712	102.5	1:54.902	10	44.310	123.9	1:08.848	102.2	1:53.158
4	44.287	121.0	1:09.781	102.2	1:54.068	11	43.888	121.4	1:08.128	102.6	1:52.016
5	43.956	121.4	1:09.552	102.4	1:53.508	12	55.412	58.6	2:01.445	56.6	2:56.857
6	44.310	120.8	1:09.113	102.2	1:53.423						
7	43.991	121.7	1:09.517	102.5	1:53.508						

55 TIURA

Team Racing Nick

1				103.5	2:58.700	8	42.178	126.9	1:06.113	105.7	1:48.291
2	43.322	123.4	1:07.330	104.9	1:50.652	9	44.002	124.1	1:10.749	104.4	1:54.751
3	42.690	125.7	1:06.278	105.0	1:48.968	10	42.399	125.5	1:05.502	104.9	1:47.901
4	42.515	125.1	1:07.973	105.1	1:50.488	11	42.117	127.6	1:07.010	103.0	1:49.127
5	42.984	124.2	1:07.124	105.0	1:50.108	12	42.421	125.4	1:05.494	104.0	1:47.915
6	43.082	125.8	1:10.954	103.9	1:54.036						
7	43.821	126.1	1:06.464	104.9	1:50.285						



Circuit Length - 3.111 kilometres
Bucharest-Ring
Bucharest-Ring

Weather / Track : Sunny / Dry

Printed at 17:43, Saturday, 19 May, 2007

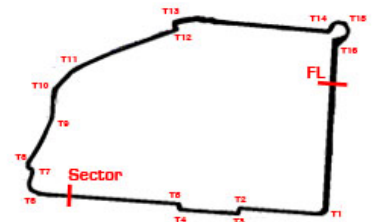
© MST Systems Ltd, 2005 (www.mstworld.com)

Page 5

ADAC Logan Cup 2007

Race 1 - Best Sector Speeds Report

SECTOR 1					SECTOR 2				
POS	NO	NAME	SPEED	LAP	NO	NAME	SPEED	LAP	
1	5	KRAFFT	130.1	9	14	SIEMS	107.4	11	
2	14	SIEMS	129.9	7	44	NOACK	106.9	12	
3	44	NOACK	129.0	10	15	ROCHLITZ	106.4	6	
4	4	RAILEANU	128.4	10	1	NEUELMANN	106.2	7	
5	1	NEUELMANN	127.9	9	18	BRINKMANN	106.0	7	
6	15	ROCHLITZ	127.8	9	33	KAI SER	105.9	6	
7	55	TIURA	127.6	11	4	RAILEANU	105.8	6	
8	33	KAI SER	127.5	8	55	TIURA	105.7	8	
9	26	PRINZ	127.3	10	2	RUMPFKEIL	105.6	6	
10	2	RUMPFKEIL	126.9	8	19	SCHAULAND	105.4	7	
11	20	FINCK	126.1	12	3	FASTING	104.9	5	
12	6	VON KIEDRO	125.2	11	5	KRAFFT	104.9	1	
13	19	SCHAULAND	125.1	11	16	CASUNEANU	104.9	7	
14	18	BRINKMANN	124.8	10	26	PRINZ	104.9	6	
15	54	OHLSSON	123.9	10	6	VON KIEDRO	104.7	6	
16	3	FASTING	122.7	4	20	FINCK	104.4	5	
17	16	CASUNEANU	122.4	8	17	ROLEF	104.2	6	
18	17	ROLEF	122.1	4	54	OHLSSON	102.7	2	
19	21	TUDORAN	119.8	11	21	TUDORAN	101.5	1	



Circuit Length - 3.111 kilometres
 Bucharest-Ring
 Bucharest-Ring

Weather / Track : Sunny / Dry

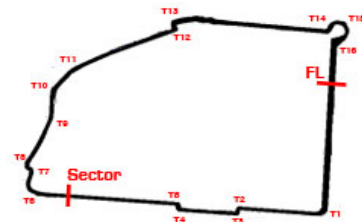
Printed at 17:43, Saturday, 19 May, 2007
 © MST Systems Ltd, 2005 (www.mstworld.com)

ADAC Logan Cup 2007

Race 1 - Best Sector Times Report

SECTOR 1			SECTOR 2			IDEAL/BEST LAP COMPARISON						
POS	NO	TIME	LAP	NO	TIME	LAP	NO	NAME	IDEAL	BEST	LAP	DIFF
1	14	40.507	12	14	1:04.686	12	14	SIEMS	1:45.193	1:45.193	12	+ 0.000
2	5	40.762	11	5	1:05.030	12	5	KRAFFT	1:45.792	1:45.950	12	+ 0.158
3	4	41.101	10	44	1:05.482	10	44	NOACK	1:46.725	1:46.726	10	+ 0.001
4	44	41.243	12	55	1:05.494	12	4	RAILEANU	1:46.946	1:46.966	11	+ 0.020
5	33	41.254	8	1	1:05.540	12	1	NEUELMANN	1:46.955	1:47.056	12	+ 0.101
6	2	41.355	8	15	1:05.609	12	2	RUMPFKEIL	1:47.166	1:47.166	8	+ 0.000
7	1	41.415	11	26	1:05.778	6	26	PRINZ	1:47.280	1:47.472	11	+ 0.192
8	26	41.502	11	2	1:05.811	8	15	ROCHLITZ	1:47.321	1:47.400	11	+ 0.079
9	15	41.712	11	4	1:05.845	11	33	KAISER	1:47.570	1:47.689	8	+ 0.119
10	20	41.913	11	6	1:06.219	11	55	TIURA	1:47.611	1:47.901	10	+ 0.290
11	55	42.117	11	20	1:06.245	12	20	FINCK	1:48.158	1:48.197	11	+ 0.039
12	19	42.205	11	33	1:06.316	12	6	VON KIEDR	1:48.575	1:48.597	11	+ 0.022
13	6	42.356	9	19	1:06.516	11	19	SCHAULAND	1:48.721	1:48.721	11	+ 0.000
14	18	43.120	7	18	1:07.125	9	18	BRINKMAN	1:50.245	1:50.575	9	+ 0.330
15	54	43.605	9	54	1:08.128	11	54	OHLSSON	1:51.733	1:52.016	11	+ 0.283
16	21	43.725	11	21	1:08.324	10	21	TUDORAN	1:52.049	1:52.705	11	+ 0.656
17	17	43.846	9	17	1:08.533	9	17	ROLEF	1:52.379	1:52.379	9	+ 0.000
18	16	44.506	8	16	1:09.448	9	16	CASUNEANU	1:53.954	1:53.985	8	+ 0.031
19	3	45.300	10	3	1:10.739	10	3	FASTING	1:56.039	1:56.039	10	+ 0.000

'Perfect Lap' - 1:45.193



Circuit Length - 3.111 kilometres
 Bucharest-Ring
 Bucharest-Ring

Weather / Track : Sunny / Dry

Printed at 17:43, Saturday, 19 May, 2007

© MST Systems Ltd, 2005 (www.mstworld.com)

ADAC Logan Cup 2007

LAP CHART - RACE 1

Lap 1			Lap 2			Lap 3			Lap 4			Lap 5		
No	Behind	Laptime	No	Behind	Laptime	No	Behind	Laptime	No	Behind	Laptime	No	Behind	Laptime
2		2:52.794	2		1:49.354	2		1:48.630	2		1:48.387	2		1:48.259
26	0.784	2:53.578	26	0.995	1:49.565	26	1.848	1:49.483	4	3.887	1:49.241	4	7.083	1:51.455
44	2.326	2:55.120	4	3.455	1:50.155	4	3.033	1:48.208	1	7.826	1:50.302	44	9.135	1:48.807
4	2.654	2:55.448	1	5.838	1:51.273	1	5.911	1:48.703	44	8.587	1:49.846	1	9.473	1:49.906
1	3.919	2:56.713	44	6.503	1:53.531	44	7.128	1:49.255	26	9.307	1:55.846	26	10.125	1:49.077
55	5.906	2:58.700	55	7.204	1:50.652	55	7.542	1:48.968	55	9.643	1:50.488	55	11.492	1:50.108
20	7.105	2:59.899	20	11.539	1:53.788	5	12.862	1:49.510	5	13.271	1:48.796	5	12.176	1:47.164
15	8.015	3:00.809	5	11.982	1:52.202	20	13.545	1:50.636	15	15.364	1:49.335	15	16.437	1:49.332
18	9.019	3:01.813	15	13.352	1:54.691	15	14.416	1:49.694	20	15.937	1:50.779	20	16.866	1:49.188
5	9.134	3:01.928	33	14.412	1:51.690	33	14.755	1:48.973	33	16.495	1:50.127	33	17.401	1:49.165
19	11.628	3:04.422	18	17.112	1:57.447	19	22.081	1:52.544	19	25.058	1:51.364	14	24.090	1:47.117
33	12.076	3:04.870	19	18.167	1:55.893	18	23.046	1:54.564	14	25.232	1:49.612	19	28.707	1:51.908
3	14.190	3:06.984	6	20.375	1:54.999	6	23.676	1:51.931	18	27.168	1:52.509	18	32.119	1:53.210
6	14.730	3:07.524	3	24.437	1:59.601	14	24.007	1:48.070	6	28.047	1:52.758	6	32.758	1:52.970
54	16.567	3:09.361	14	24.567	1:52.250	54	31.829	1:54.902	54	37.510	1:54.068	54	42.759	1:53.508
21	18.703	3:11.497	54	25.557	1:58.344	3	33.914	1:58.107	3	42.335	1:56.808	16	51.375	1:56.790
16	20.978	3:13.772	21	26.052	1:56.703	16	34.471	1:55.442	16	42.844	1:56.760	3	52.434	1:58.358
14	21.671	3:14.465	16	27.659	1:56.035	21	35.528	1:58.106	17	43.607	1:56.225	17	53.111	1:57.763
17	22.883	3:15.677	17	29.012	1:55.483	17	35.769	1:55.387	21	44.183	1:57.042	21	53.661	1:57.737

Weather / Track : Sunny / Dry

www.mstworld.com

Page 1 of 3

Bucharest-Ring
Circuit Length = 3.1110 km.
Start: 17:07 End: 17:32

Printed - 17:42 Saturday, 19 May 2007

ADAC Logan Cup 2007

LAP CHART - RACE 1

(contd.)

Lap 6			Lap 7			Lap 8			Lap 9			Lap 10		
No	Behind	Laptime	No	Behind	Laptime	No	Behind	Laptime	No	Behind	Laptime	No	Behind	Laptime
2		1:47.775	2		1:47.915	2		1:47.166	2		1:48.272	2		1:48.042
4	7.265	1:47.957	4	7.010	1:47.660	4	7.560	1:47.716	4	7.117	1:47.829	4	6.208	1:47.133
44	9.219	1:47.859	44	9.368	1:48.064	44	9.709	1:47.507	44	8.799	1:47.362	44	7.483	1:46.726
1	9.515	1:47.817	1	9.713	1:48.113	1	10.678	1:48.131	1	9.568	1:47.162	1	9.266	1:47.740
26	10.018	1:47.668	26	11.297	1:49.194	26	12.021	1:47.890	26	11.649	1:47.900	5	12.568	1:48.733
5	14.131	1:49.730	5	14.073	1:47.857	5	14.074	1:47.167	5	11.877	1:46.075	26	13.349	1:49.742
55	17.753	1:54.036	15	18.925	1:48.823	15	20.137	1:48.378	14	18.189	1:45.836	14	15.556	1:45.409
15	18.017	1:49.355	55	20.123	1:50.285	14	20.625	1:45.556	15	20.292	1:48.427	15	20.618	1:48.368
20	18.466	1:49.375	14	22.235	1:47.192	55	21.248	1:48.291	33	24.685	1:49.542	33	25.023	1:48.380
33	18.642	1:49.016	33	22.892	1:52.165	33	23.415	1:47.689	20	25.560	1:49.007	20	27.040	1:49.522
14	22.958	1:46.643	20	23.500	1:52.949	20	24.825	1:48.491	55	27.727	1:54.751	55	27.586	1:47.901
19	32.505	1:51.573	19	36.330	1:51.740	19	39.297	1:50.133	19	40.516	1:49.491	19	43.353	1:50.879
18	35.726	1:51.382	18	39.013	1:51.202	6	43.248	1:50.832	6	45.032	1:50.056	6	46.242	1:49.252
6	36.372	1:51.389	6	39.582	1:51.125	18	44.055	1:52.208	18	46.358	1:50.575	18	49.254	1:50.938
54	48.407	1:53.423	54	54.000	1:53.508	17	1:14.164	1:54.014	17	1:18.271	1:52.379	17	1:23.928	1:53.699
16	59.717	1:56.117	17	1:07.316	1:55.129	16	1:15.310	1:53.985	21	1:21.715	1:53.835	21	1:26.756	1:53.083
17	1:00.102	1:54.766	16	1:08.491	1:56.689	21	1:16.152	1:54.077	16	1:22.257	1:55.219	16	1:29.424	1:55.209
21	1:03.313	1:57.427	21	1:09.241	1:53.843	3	1:26.071	1:57.773	3	1:34.595	1:56.796	54	1:41.002	1:53.158
3	1:06.491	2:01.832	3	1:15.464	1:56.888	54	1:31.966	2:25.132	54	1:35.886	1:52.192	3	1:42.592	1:56.039

Weather / Track : Sunny / Dry

www.mstworld.com

Page 2 of 3

Bucharest-Ring
Circuit Length = 3.1110 km.
Start: 17:07 End: 17:32

Printed - 17:42 Saturday, 19 May 2007

**ADAC Logan Cup 2007
LAP CHART - RACE 1**

(contd.)


Lap 11			Lap 12			Lap 13			Lap 14			Lap 15		
No	Behind	Laptime	No	Behind	Laptime	No	Behind	Laptime	No	Behind	Laptime	No	Behind	Laptime
2		1:48.310	2		1:48.890									
4	4.864	1:46.966	3	1 LAP	1:58.574									
44	6.764	1:47.591	4	4.268	1:48.294									
1	8.023	1:47.067	44	4.864	1:46.990									
5	10.518	1:46.260	1	6.189	1:47.056									
26	12.511	1:47.472	5	7.578	1:45.950									
14	12.866	1:45.620	14	9.169	1:45.193									
15	19.708	1:47.400	26	13.463	1:49.842									
33	24.878	1:48.165	15	18.265	1:47.447									
20	26.927	1:48.197	33	23.809	1:47.821									
55	28.403	1:49.127	20	26.329	1:48.292									
19	43.764	1:48.721	55	27.428	1:47.915									
6	46.529	1:48.597	6	53.472	1:55.833									
18	53.097	1:52.153	18	1:11.929	2:07.722									
17	1:28.353	1:52.735	17	2:23.463	2:44.000									
21	1:31.151	1:52.705	21	2:24.867	2:42.606									
16	1:36.673	1:55.559	16	2:25.598	2:37.815									
54	1:44.708	1:52.016	54	2:52.675	2:56.857									
			3	2:59.572	2:55.606									
Weather / Track : Sunny / Dry														
www.mstworld.com						Page 3 of 3						Bucharest-Ring Circuit Length = 3.1110 km. Start: 17:07 End: 17:32 Printed - 17:42 Saturday, 19 May 2007		

ADAC Logan Cup 2007

GRID FOR RACE 2

ROW 10	19	Schauland/Budde	3	Fasting/Fasting
ROW 9	54	Ohlsson	16	Casuneanu
ROW 8	21	Tudoran	17	Rolef/Greyer
ROW 7	18	Brinkmann/Rosteck	6	Von Kiedrowskie/Von Kiedrowskie
ROW 6	55	Tiura	20	Finck/Huber
ROW 5	33	Kaiser/Freymuth	15	Rochlitz/Amosse
ROW 4	26	Prinz/Prinz	14	Siems/Brandes
ROW 3	5	Krafft/Stoldt	1	Neuelmann/Overbeck
ROW 2	44	Noack/Frick	4	Raileanu
ROW 1	2	Rumpfkeil		

POLE



Weather / Track : Sunny / Dry

Bucharest-Ring
Circuit Length = 3.1110 km.
Start: 17:07 End: 17:32

Race Director:	Steward:	Timekeeper:
----------------	----------	-------------

ADAC Logan Cup 2007

RACE CLASSIFICATION - RACE 2

POS	NO	CL	DRIVER(S)	TEAM	TIME	LAPS	GAP	KPH	BEST
1	4		Raileanu	VIP	31:34.705	16		94.57	1:53.692
2	14		Siems/Brandes	ADAC Niedersachsen-Anhalt I	32:05.954	16	31.249	93.04	1:51.349
3	1		Neuelmann/Overbeck	Race4Fun	32:18.889	16	44.184	92.42	1:53.387
4	18		Brinkmann/Rosteck	ADAC Ostwestfalen-Lippe e.V.	32:23.527	16	48.822	92.20	1:53.719
5	15		Rochlitz/Amosse	ADAC Niedersachsen-Anhalt II	32:30.127	16	55.422	91.88	1:54.631
6	16		Casuneanu	VIP	33:09.194	16	1:34.489	90.08	1:57.015
7	26		Prinz/Prinz	Team Red Line	33:10.113	16	1:35.408	90.04	1:55.326
8	54		Ohlsson	Team 54 / Dr. Olaf Ohlsson	33:10.856	16	1:36.151	90.00	1:54.359
9	6		Von Kiedrowskie/Von Kiedrowski	MSC Oldenburg II	33:12.749	16	1:38.044	89.92	1:56.616
10	44		Noack/Frick	Team Kaiser II Lohne	33:27.886	16	1:53.181	89.24	1:57.917
11	20		Finck/Huber	Hamburg Racing Team II	33:28.202	16	1:53.497	89.23	1:53.731
12	33		Kaiser/Freymuth	Team Kaiser I Lohne	33:31.316	16	1:56.611	89.09	1:57.535
13	21		Tudoran	VIP	31:51.857	15	1 LAP	87.87	1:58.112
14	17		Rolef/Greyer	AKF-Motorsport / Freymuth	32:14.540	15	1 LAP	86.83	2:00.670
15	3		Fasting/Fasting	MSC Oldenburg I	32:38.256	15	1 LAP	85.78	2:00.648
16	2		Iomescu-Oristea	Motorsport Arena Oschersleben	33:05.789	15	1 LAP	84.59	2:04.349
17	55		Tiura	Team Racing Nick	28:26.027	14	2 LAPS	91.90	1:52.805
18	19		Schauland/Budde	Hamburg Racing Team I	32:54.237	14	2 LAPS	79.42	2:03.873
19	5		Krafft/Stoldt	ADAC Hansa I / MC Elbe	31:48.669	10	6 LAPS	58.67	1:53.719
FASTEST LAP									
	14		Siems/Brandes	ADAC Niedersachsen-Anhalt I	1:51.349	15	100.58kph	62.49mph	

Car 14 - 30 second penalty added to race time
Weather / Track : Cloudy / Damp

Bucharest-Ring
Circuit Length = 3.1110 km.
Start: 09:40 End: 10:11

Race Director:	Steward:	Timekeeper:
----------------	----------	-------------

ADAC Logan Cup 2007

Race 2 - Sector Analysis Report

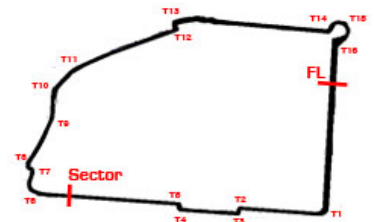
Lap S1 Time S1 Spd S2 Time S2 Spd Lap Time Pit Lap S1 Time S1 Spd S2 Time S2 Spd Lap Time Pit

1 NEUELMANN				Race4Fun									
1	1:02.726	58.2		1:49.605	102.0	2:52.331	10	44.203	125.2		1:15.185	98.5	1:59.388
2	47.228	119.7		1:12.221	104.7	1:59.449	11	46.440	120.4		1:13.420	101.2	1:59.860
3	45.400	121.8		1:10.981	104.8	1:56.381	12	46.940	118.6		1:14.776	95.8	2:01.716
4	45.085	123.4		1:11.092	104.7	1:56.177	13	49.890	112.5		1:12.719	101.8	2:02.609
5	45.253	122.0		1:10.621	105.9	1:55.874	14	45.175	119.2		1:10.979	100.7	1:56.154
6	44.443	123.7		1:10.311	105.1	1:54.754	15	46.120	116.0		1:12.854	98.9	1:58.974
7	45.076	121.8		1:09.677	105.7	1:54.753	16	48.325	114.0		1:13.492	97.3	2:01.817
8	43.988	124.4		1:09.399	105.7	1:53.387							
9	45.016	125.1		1:10.249	105.8	1:55.265							

2 E IOMESCU-ORISTEA				Motorsport Arena Oschersleben									
1	1:25.766	73.0		1:54.198	89.1	3:19.964	9	50.305	112.6		1:16.305	99.9	2:06.610
2	52.737	116.8		1:18.244	103.6	2:10.981	10	49.137	118.6		1:16.655	102.1	2:05.792
3	49.157	118.9		1:15.796	102.2	2:04.953	11	50.010	120.1		1:15.413	102.8	2:05.423
4	49.203	117.1		1:28.100	101.0	2:17.303	12	47.980	118.4		1:16.369	104.0	2:04.349
5	51.186	114.0		1:19.504	102.1	2:10.690	13	49.444	117.1		1:16.047	101.5	2:05.491
6	50.295	118.1		1:17.689	101.5	2:07.984	14	51.750	114.2		1:15.969	101.4	2:07.719
7	48.917	117.5		1:17.267	100.1	2:06.184	15	51.300	112.9		1:16.427	101.9	2:07.727
8	49.097	119.0		1:15.522	103.5	2:04.619							

3 FASTING				MSC Oldenburg I									
1	1:23.097	54.7		1:48.899	99.3	3:11.996	9	49.334	119.0		1:16.773	103.5	2:06.107
2	53.966	109.6		1:17.751	100.4	2:11.717	10	47.550	117.5		1:13.098	97.9	2:00.648
3	50.020	112.5		1:14.597	104.0	2:04.617	11	48.097	118.9		1:17.688	103.0	2:05.785
4	47.696	116.7		1:19.250	103.5	2:06.946	12	1:04.350	117.3		1:13.468	103.3	2:17.818
5	49.379	115.7		1:21.241	102.8	2:10.620	13	52.491	107.0		1:13.413	103.5	2:05.904
6	49.508	98.9		1:16.729	103.1	2:06.237	14	49.999	120.4		1:12.092	94.4	2:02.091
7	48.369	110.6		1:13.656	104.1	2:02.025	15	51.549	118.0		1:12.701	100.9	2:04.250
8	48.603	120.5		1:12.892	102.8	2:01.495							

4 RAILEANU				VIP									
1	1:00.424	61.1		1:48.592	101.9	2:49.016	10	44.192	123.1		1:09.685	105.3	1:53.877
2	46.749	120.1		1:12.896	103.8	1:59.645	11	44.498	122.7		1:09.914	103.7	1:54.412
3	45.443	121.7		1:11.893	103.5	1:57.336	12	45.626	123.9		1:09.415	104.5	1:55.041
4	45.136	121.8		1:11.073	104.5	1:56.209	13	44.731	123.1		1:10.235	104.6	1:54.966
5	44.832	123.4		1:10.859	104.0	1:55.691	14	44.370	123.5		1:09.322	104.7	1:53.692
6	44.314	123.2		1:09.547	104.5	1:53.861	15	44.629	122.8		1:09.217	104.9	1:53.846
7	43.979	123.0		1:09.937	104.5	1:53.916	16	45.634	123.8		1:09.195	105.4	1:54.829
8	44.237	123.9		1:09.748	105.3	1:53.985							
9	44.954	123.7		1:09.429	104.6	1:54.383							



Circuit Length - 3.111 kilometres
Bucharest-Ring
Bucharest-Ring

Weather / Track : Cloudy / Damp

Printed at 10:19, Sunday, 20 May, 2007
© MST Systems Ltd, 2005 (www.mstworld.com)

ADAC Logan Cup 2007

Race 2 - Sector Analysis Report

Lap S1 Time S1 Spd S2 Time S2 Spd Lap Time Pit Lap S1 Time S1 Spd S2 Time S2 Spd Lap Time Pit

5 KRAFFT

1	1:04.220	62.3		1:48.321	2:52.541	7	46.878	116.0		1:09.546	1:56.424
2	47.423	120.8		1:12.263	1:59.686	8	44.645	121.8		1:09.074	1:53.719
3	45.367	122.4		1:11.071	1:56.438	9	45.317	122.0		1:10.974	1:56.291
4	44.876	124.1			13:20.692	10	47.961	121.7		1:09.656	1:57.617
5	46.563	119.3		1:11.531	1:58.094						
6	46.126	122.0		1:11.041	1:57.167						

ADAC Hansa I / MC Elbe

6 VON KIEDROWSKIE

1	1:14.596	62.2		1:48.331	101.0	3:02.927	10	47.540	119.6		1:12.716	104.3	2:00.256
2	50.443	119.6		1:15.209	103.2	2:05.652	11	46.680	119.0		1:12.816	103.7	1:59.496
3	50.536	116.3		1:15.424	102.9	2:05.960	12	47.048	119.3		1:11.395	104.3	1:58.443
4	47.533	117.5		1:14.994	103.4	2:02.527	13	46.022	119.8		1:10.594	104.5	1:56.616
5	47.621	117.3		1:14.326	103.8	2:01.947	14	46.177	120.4		1:12.529	105.1	1:58.706
6	47.410	118.8		1:15.333	104.1	2:02.743	15	47.230	120.6		1:12.967	104.9	2:00.197
7	47.015	119.8		1:14.512	103.2	2:01.527	16	46.550	121.6		1:10.619	104.7	1:57.169
8	46.414	119.6		1:12.190	103.5	1:58.604							
9	46.283	119.8		1:13.696	104.4	1:59.979							

MSC Oldenburg II

14 SIEMS

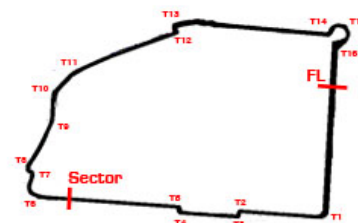
1	1:04.847	65.2		1:48.696	103.5	2:53.543	10	43.806	125.8		1:11.592	105.0	1:55.398
2	47.831	119.0		1:12.526	104.7	2:00.357	11	44.106	124.8		1:09.750	105.2	1:53.856
3	45.993	122.1		1:10.035	105.7	1:56.028	12	43.823	125.4		1:14.106	105.3	1:57.929
4	45.275	123.9		1:11.658	103.7	1:56.933	13	44.787	122.3		1:08.695	105.9	1:53.482
5	45.254	122.3		1:10.785	105.9	1:56.039	14	44.110	123.8		1:08.487	105.7	1:52.597
6	44.844	124.1		1:10.766	105.6	1:55.610	15	43.418	125.0		1:07.931	105.4	1:51.349
7	44.978	123.5		1:08.699	106.0	1:53.677	16	44.930	124.2		1:07.341	106.8	1:52.271
8	44.255	123.4		1:08.840	106.4	1:53.095							
9	43.886	124.5		1:09.904	106.0	1:53.790							

ADAC Niedersachsen-Anhalt I

15 ROCHLITZ

1	1:08.298	72.2		1:48.262	100.2	2:56.560	10	46.855	116.5		1:11.219	102.9	1:58.074
2	49.673	116.3		1:12.425	104.7	2:02.098	11	46.378	119.0		1:10.233	103.3	1:56.611
3	48.800	118.5		1:14.712	104.8	2:03.512	12	45.415	120.5		1:11.101	103.7	1:56.516
4	46.961	118.9		1:10.305	105.7	1:57.266	13	44.902	121.6		1:10.357	102.9	1:55.259
5	45.726	120.9		1:10.648	105.3	1:56.374	14	46.435	120.9		1:09.234	104.5	1:55.669
6	46.163	119.4		1:09.766	105.7	1:55.929	15	45.279	121.0		1:09.620	104.5	1:54.899
7	45.197	121.7		1:09.434	105.5	1:54.631	16	46.657	120.6		1:08.861	104.8	1:55.518
8	46.732	118.4		1:10.941	105.8	1:57.673							
9	46.981	122.4		1:26.557	102.2	2:13.538							

ADAC Niedersachsen-Anhalt II



Circuit Length - 3.111 kilometres
Bucharest-Ring
Bucharest-Ring

Weather / Track : Cloudy / Damp

Printed at 10:19, Sunday, 20 May, 2007

© MST Systems Ltd, 2005 (www.mstworld.com)

Page 2

ADAC Logan Cup 2007

Race 2 - Sector Analysis Report

Lap S1 Time S1 Spd S2 Time S2 Spd Lap Time Pit Lap S1 Time S1 Spd S2 Time S2 Spd Lap Time Pit

16 CASUNEANU

1	1:21.118	53.5	1:47.584	3:08.702	
2	52.351	115.1	1:15.760	2:08.111	
3	49.176	119.0	1:14.506	2:03.682	
4	48.064	119.6	1:13.288	104.4	2:01.352
5	48.195	121.0	1:13.222	2:01.417	
6	48.365	118.4	1:13.077	2:01.442	
7	47.689	117.7	1:12.163	1:59.852	
8	47.538	118.8	1:11.332	1:58.870	
9	46.524	120.5	1:11.202	1:57.726	

VIP

10	47.608	117.7	1:11.631	1:59.239
11	47.448	118.1	1:10.525	1:57.973
12	47.745	120.0	1:11.149	1:58.894
13	46.535	121.3	1:10.605	1:57.140
14	47.825	119.6	1:10.717	1:58.542
15	47.649	118.5	1:11.588	1:59.237
16	47.391	120.5	1:09.624	1:57.015

17 ROLEF

1	1:17.927	60.4	1:48.411	102.1	3:06.338
2	51.131	117.1	1:15.963	100.8	2:07.094
3	50.645	116.0	1:15.154	102.7	2:05.799
4	48.076	116.5	1:14.287	98.7	2:02.363
5	49.169	118.0	1:13.884	103.0	2:03.053
6	47.420	120.9	1:38.446	101.1	2:25.866
7	48.660	119.6	1:14.308	90.5	2:02.968
8	48.356	118.9	1:12.872	102.0	2:01.228

AKF-Motorsport / Freymuth

9	48.151	119.4	1:16.503	100.1	2:04.654
10	47.943	120.6	1:12.727	101.9	2:00.670
11	48.254	105.6	1:14.614	101.6	2:02.868
12	48.923	103.6	1:15.480	99.8	2:04.403
13	48.490	118.4	1:13.705	102.4	2:02.195
14	47.763	119.8	1:14.275	102.8	2:02.038
15	49.656	119.7	1:13.347	102.3	2:03.003

18 BRINKMANN

1	1:16.170	58.0	1:47.204	99.6	3:03.374
2	47.609	119.7	1:13.800	103.9	2:01.409
3	48.376	120.9	1:11.923	105.1	2:00.299
4	46.039	123.4	1:12.526	105.5	1:58.565
5	45.746	122.0	1:09.907	106.4	1:55.653
6	45.681	122.1	1:09.444	106.2	1:55.125
7	44.631	124.1	1:09.088	106.6	1:53.719
8	45.182	121.6	1:11.022	107.3	1:56.204
9	45.473	122.3	1:10.384	105.8	1:55.857

ADAC Ostwestfalen-Lippe e.V.

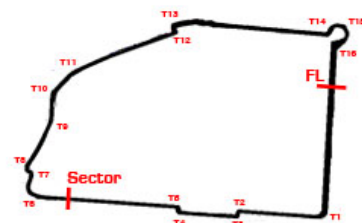
10	45.049	121.0	1:11.834	99.0	1:56.883
11	46.655	120.9	1:12.034	105.2	1:58.689
12	45.625	122.5	1:11.533	105.1	1:57.158
13	44.630	123.2	1:10.769	105.3	1:55.399
14	47.634	121.0	1:09.610	105.4	1:57.244
15	45.975	120.1	1:11.436	103.2	1:57.411
16	48.103	121.0	1:12.435	104.7	2:00.538

19 SCHAULAND

1	1:24.547	66.3	1:58.958	3:23.505	Pit
2	2:22.321	98.4	1:35.979	94.4	3:58.300
3	50.288	110.2	1:17.518	2:07.806	
4	55.119	102.7	1:19.569	95.3	2:14.688
5	50.333	107.8	1:18.367	96.1	2:08.700
6	48.941	111.4	1:14.932	96.0	2:03.873
7	49.502	103.1	1:15.561	96.6	2:05.063
8	50.105	110.2	1:15.313	97.2	2:05.418

Hamburg Racing Team I

9	48.941	110.2	1:16.816	96.3	2:05.757
10	48.814	109.9	1:15.358	2:04.172	
11	52.337	102.4	1:15.526	96.4	2:07.863
12	51.491	109.7	1:16.712	95.3	2:08.203
13	51.794	105.9	1:14.558	2:06.352	
14	54.806	88.5	1:19.731	2:14.537	



Circuit Length - 3.111 kilometres
Bucharest-Ring
Bucharest-Ring

Weather / Track : Cloudy / Damp

Printed at 10:19, Sunday, 20 May, 2007

© MST Systems Ltd, 2005 (www.mstworld.com)

Page 3

ADAC Logan Cup 2007

Race 2 - Sector Analysis Report

Lap S1 Time S1 Spd S2 Time S2 Spd Lap Time Pit Lap S1 Time S1 Spd S2 Time S2 Spd Lap Time Pit

20 FINCK

1	1:11.431	66.7	1:47.552	102.0	2:58.983
2	50.335	117.5	1:13.655	102.9	2:03.990
3	48.472	118.4	1:12.503	104.4	2:00.975
4	46.589	120.0	1:10.427	104.3	1:57.016
5	46.158	120.9	1:10.483	104.6	1:56.641
6	45.872	122.0	1:09.691	104.2	1:55.563
7	44.931	121.3	1:08.800	104.5	1:53.731
8	46.674	116.0	1:11.606	104.3	1:58.280
9	45.972	121.8	1:32.349		2:18.321 Pit

Hamburg Racing Team II

10	1:33.995	114.7	1:09.825	103.5	2:43.820
11	45.077	120.8	1:10.478	103.2	1:55.555
12	45.694	120.0	1:10.241	103.9	1:55.935
13	46.672	120.8	1:09.822	103.7	1:56.494
14	46.047	119.8	1:10.165	103.7	1:56.212
15	48.746	120.9	1:10.388	104.0	1:59.134
16	48.212	119.0	1:09.340	104.7	1:57.552

21 TUDORAN

1	1:19.747	49.3	1:48.027	98.4	3:07.774
2	51.490	113.2	1:15.840	99.8	2:07.330
3	49.580	112.7	1:17.439	98.7	2:07.019
4	47.864	117.1	1:14.114	99.3	2:01.978
5	47.865	116.7	1:14.773	102.2	2:02.638
6	47.533	119.4	1:13.265	101.4	2:00.798
7	48.880	112.8	1:32.431	99.8	2:21.311
8	47.120	116.1	1:12.028	100.9	1:59.148

VIP

9	57.634	118.2	1:12.101	101.2	2:09.735
10	47.152	117.6	1:11.466	101.1	1:58.618
11	46.927	117.3	1:11.366	100.8	1:58.293
12	47.797	111.3	1:12.038	102.0	1:59.835
13	47.720	115.0	1:12.315	102.0	2:00.035
14	47.285	118.6	1:10.827	102.6	1:58.112
15	48.957	118.8	1:10.276	102.1	1:59.233

26 PRINZ

1	1:06.686	77.8	1:49.332	100.1	2:56.018
2	1:17.193	116.5	1:16.911	101.2	2:34.104
3	48.094	117.3	1:14.023	101.3	2:02.117
4	47.372	118.4	1:13.784	102.0	2:01.156
5	47.815	119.0	1:12.528	102.5	2:00.343
6	46.633	120.8	1:12.580	103.2	1:59.213
7	46.067	120.6	1:13.600	102.5	1:59.667
8	46.673	119.4	1:11.883	102.7	1:58.556
9	46.226	120.0	1:11.592	102.6	1:57.818

Team Red Line

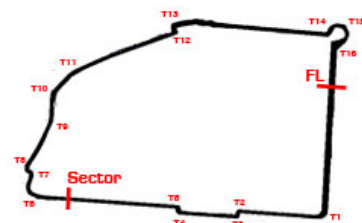
10	45.831	122.0	1:14.061	101.7	1:59.892
11	46.133	118.8	1:12.010	101.7	1:58.143
12	45.565	120.2	1:10.753	102.3	1:56.318
13	45.316	121.3	1:10.010	102.7	1:55.326
14	45.842	121.2	1:09.527	103.4	1:55.369
15	46.351	119.8	1:11.487	102.4	1:57.838
16	47.948	120.9	1:10.287	103.6	1:58.235

33 KAISER

1	1:10.012	67.3	1:48.599	101.5	2:58.611
2	50.441	116.0	1:18.097	101.3	2:08.538
3	49.651	116.2	1:19.060	101.7	2:08.711
4	48.980	117.5	1:16.068	102.0	2:05.048
5	48.398	117.7	1:16.981	103.1	2:05.379
6	47.516	117.7	1:16.258	103.5	2:03.774
7	47.766	117.5	1:16.300	104.0	2:04.066
8	47.941	119.2	1:13.585	103.3	2:01.526
9	46.594	120.5	1:12.649	104.2	1:59.243

Team Kaiser I Lohne

10	47.139	119.6	1:13.535	102.9	2:00.674
11	47.232	117.7	1:13.137	103.5	2:00.369
12	46.971	117.9	1:12.294	103.2	1:59.265
13	46.537	119.2	1:10.998	102.7	1:57.535
14	46.534	119.2	1:11.916	104.1	1:58.450
15	48.420	119.0	1:12.351	105.2	2:00.771
16	48.353	118.9	1:11.003	103.2	1:59.356



Circuit Length - 3.111 kilometres
Bucharest-Ring
Bucharest-Ring

Weather / Track : Cloudy / Damp

Printed at 10:19, Sunday, 20 May, 2007

© MST Systems Ltd, 2005 (www.mstworld.com)

Page 4

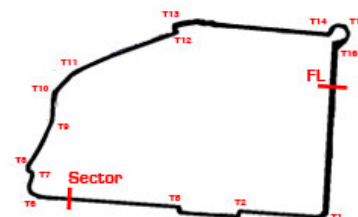
ADAC Logan Cup 2007

Race 2 - Sector Analysis Report

Lap	S1 Time	S1 Spd	S2 Time	S2 Spd	Lap Time	Pit	Lap	S1 Time	S1 Spd	S2 Time	S2 Spd	Lap Time	Pit
44 NOACK													
Team Kaiser II Lohne													
1	1:01.799	57.9	1:49.916	101.3	2:51.715		10	47.150	118.1	1:15.901	105.1	2:03.051	
2	47.723	117.7	1:15.816	102.5	2:03.539		11	46.228	122.4	1:12.002	105.2	1:58.230	
3	1:03.215	118.9	1:14.147	103.0	2:17.362		12	45.691	121.7	1:13.059	104.7	1:58.750	
4	48.245	119.4	1:14.256	103.0	2:02.501		13	45.887	120.4	1:12.030	104.5	1:57.917	
5	48.516	118.5	1:14.125	103.6	2:02.641		14	47.173	120.0	1:12.823	104.1	1:59.996	
6	48.081	119.2	1:14.531	104.2	2:02.612		15	50.242	117.9	1:12.583	104.3	2:02.825	
7	47.164	120.2	1:16.400	104.4	2:03.564		16	48.425	118.9	1:11.675	104.3	2:00.100	
8	49.334	120.4	1:13.534	103.9	2:02.868								
9	47.501	119.6	1:12.714	104.6	2:00.215								

Lap	S1 Time	S1 Spd	S2 Time	S2 Spd	Lap Time	Pit	Lap	S1 Time	S1 Spd	S2 Time	S2 Spd	Lap Time	Pit
54 OHLSSON													
Team 54 / Dr. Olaf Ohlsson													
1	1:22.004	53.9	1:48.535	99.3	3:10.539		10	45.784	120.8	1:13.068	103.6	1:58.852	
2	51.985	115.8	1:16.202	102.5	2:08.187		11	46.036	122.0	1:12.224	103.5	1:58.260	
3	49.250	117.9	1:15.408	102.9	2:04.658		12	45.457	122.8	1:11.341	103.4	1:56.798	
4	49.236	117.0	1:15.157	103.3	2:04.393		13	44.756	123.0	1:09.603	103.7	1:54.359	
5	48.026	118.4	1:12.771	103.6	2:00.797		14	45.261	122.3	1:10.707	103.8	1:55.968	
6	46.714	121.4	1:15.480	103.6	2:02.194		15	46.931	122.7	1:11.449	104.1	1:58.380	
7	48.863	105.8	1:15.220	103.3	2:04.083		16	45.969	121.7	1:10.272	104.1	1:56.241	
8	47.429	120.9	1:11.467	103.3	1:58.896								
9	46.181	120.2	1:12.070	103.4	1:58.251								

Lap	S1 Time	S1 Spd	S2 Time	S2 Spd	Lap Time	Pit	Lap	S1 Time	S1 Spd	S2 Time	S2 Spd	Lap Time	Pit
55 TIURA													
Team Racing Nick													
1	1:13.580	60.3	1:48.432	101.6	3:02.012		9	44.694	123.0	1:11.941	103.1	1:56.635	
2	47.787	118.8	1:13.905	104.0	2:01.692		10	45.106	122.1	1:09.808	103.5	1:54.914	
3	48.060	121.8	1:11.622	104.5	1:59.682		11	45.238	120.6	1:09.782	104.2	1:55.020	
4	45.917	113.8	1:11.142	104.6	1:57.059		12	44.654	123.4	1:10.302	104.1	1:54.956	
5	45.476	122.4	1:10.691	104.9	1:56.167		13	44.441	123.1	1:08.364	105.2	1:52.805	
6	57.186	120.9	1:12.827	103.8	2:10.013		14	46.067	121.0	1:08.147	105.5	1:54.214	
7	46.442	119.7	1:09.741	104.7	1:56.183								
8	45.171	123.5	1:09.504	102.5	1:54.675								



Circuit Length - 3.111 kilometres
 Bucharest-Ring
 Bucharest-Ring

Weather / Track : Cloudy / Damp

Printed at 10:19, Sunday, 20 May, 2007
 © MST Systems Ltd, 2005 (www.mstworld.com)

ADAC Logan Cup 2007

Race 2 - Best Sector Speeds Report

SECTOR 1				SECTOR 2				
POS	NO	NAME	SPEED	LAP	NO	NAME	SPEED	LAP
1	14	SIEMS	125.8	10	18	BRINKMANN	107.3	8
2	1	NEUELMANN	125.2	10	14	SIEMS	106.8	16
3	5	KRAFFT	124.1	4	1	NEUELMANN	105.9	5
4	18	BRINKMANN	124.1	7	15	ROCHLITZ	105.8	8
5	4	RAILEANU	123.9	8	55	TIURA	105.5	14
6	55	TIURA	123.5	8	4	RAILEANU	105.4	16
7	54	OHLSSON	123.0	13	33	KAISER	105.2	15
8	15	ROCHLITZ	122.4	9	44	NOACK	105.2	11
9	44	NOACK	122.4	11	6	VON KIEDRO	105.1	14
10	20	FINCK	122.0	6	20	FINCK	104.7	16
11	26	PRINZ	122.0	10	16	CASUNEANU	104.4	4
12	6	VON KIEDRO	121.6	16	3	FASTING	104.1	7
13	16	CASUNEANU	121.3	13	54	OHLSSON	104.1	15
14	17	ROLEF	120.9	6	2	E IOMESCU-O	104.0	12
15	3	FASTING	120.5	8	26	PRINZ	103.6	16
16	33	KAISER	120.5	9	17	ROLEF	103.0	5
17	2	E IOMESCU-O	120.1	11	21	TUDORAN	102.6	14
18	21	TUDORAN	119.4	6	19	SCHAULAND	97.2	8
19	19	SCHAULAND	111.4	6				



Circuit Length - 3.111 kilometres
 Bucharest-Ring
 Bucharest-Ring

Weather / Track : Cloudy / Damp

Printed at 10:19, Sunday, 20 May, 2007

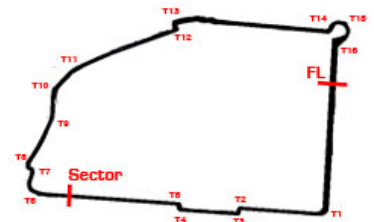
© MST Systems Ltd, 2005 (www.mstworld.com)

Page 1

ADAC Logan Cup 2007 Race 2 - Best Sector Times Report

SECTOR 1			SECTOR 2			IDEAL/BEST LAP COMPARISON						
POS	NO	TIME	LAP	NO	TIME	LAP	NO	NAME	IDEAL	BEST	LAP	DIFF
1	14	43.418	15	14	1:07.341	16	14	SIEMS	1:50.759	1:51.349	15	+ 0.590
2	4	43.979	7	55	1:08.147	14	55	TIURA	1:52.588	1:52.805	13	+ 0.217
3	1	43.988	8	20	1:08.800	7	4	RAILEANU	1:53.174	1:53.692	14	+ 0.518
4	55	44.441	13	15	1:08.861	16	1	NEUELMANN	1:53.387	1:53.387	8	+ 0.000
5	18	44.630	13	5	1:09.074	8	18	BRINKMAN	1:53.718	1:53.719	7	+ 0.001
6	5	44.645	8	18	1:09.088	7	5	KRAFFT	1:53.719	1:53.719	8	+ 0.000
7	54	44.756	13	4	1:09.195	16	20	FINCK	1:53.731	1:53.731	7	+ 0.000
8	15	44.902	13	1	1:09.399	8	15	ROCHLITZ	1:53.763	1:54.631	7	+ 0.868
9	20	44.931	7	26	1:09.527	14	54	OHLSSON	1:54.359	1:54.359	13	+ 0.000
10	26	45.316	13	54	1:09.603	13	26	PRINZ	1:54.843	1:55.326	13	+ 0.483
11	44	45.691	12	16	1:09.624	16	16	CASUNEANU	1:56.148	1:57.015	16	+ 0.867
12	6	46.022	13	21	1:10.276	15	6	VON KIEDR	1:56.616	1:56.616	13	+ 0.000
13	16	46.524	9	6	1:10.594	13	21	TUDORAN	1:57.203	1:58.112	14	+ 0.909
14	33	46.534	14	33	1:10.998	13	44	NOACK	1:57.366	1:57.917	13	+ 0.551
15	21	46.927	11	44	1:11.675	16	33	KAISER	1:57.532	1:57.535	13	+ 0.003
16	17	47.420	6	3	1:12.092	14	3	FASTING	1:59.642	2:00.648	10	+ 1.006
17	3	47.550	10	17	1:12.727	10	17	ROLEF	2:00.147	2:00.670	10	+ 0.523
18	2	47.980	12	19	1:14.558	13	19	SCHAULAND	2:03.372	2:03.873	6	+ 0.501
19	19	48.814	10	2	1:15.413	11	2	E IOMESCU-	2:03.393	2:04.349	12	+ 0.956

'Perfect Lap' - 1:50.759



Circuit Length - 3.111 kilometres
Bucharest-Ring
Bucharest-Ring

Weather / Track : Cloudy / Damp

Printed at 10:19, Sunday, 20 May, 2007

© MST Systems Ltd, 2005 (www.mstworld.com)

Page 1

ADAC Logan Cup 2007

LAP CHART - RACE 2

Lap 1			Lap 2			Lap 3			Lap 4			Lap 5		
No	Behind	Laptime	No	Behind	Laptime	No	Behind	Laptime	No	Behind	Laptime	No	Behind	Laptime
4		2:49.016	4		1:59.645	4		1:57.336	4		1:56.209	4		1:55.691
44	2.699	2:51.715	1	3.119	1:59.449	1	2.164	1:56.381	1	2.132	1:56.177	1	2.315	1:55.874
1	3.315	2:52.331	5	3.566	1:59.686	5	2.668	1:56.438	14	4.655	1:56.933	14	5.003	1:56.039
5	3.525	2:52.541	14	5.239	2:00.357	14	3.931	1:56.028	15	17.230	1:57.266	15	17.913	1:56.374
14	4.527	2:53.543	44	6.593	2:03.539	15	16.173	2:03.512	55	18.239	1:57.059	55	18.715	1:56.167
26	7.002	2:56.018	15	9.997	2:02.098	55	17.389	1:59.682	20	18.758	1:57.016	20	19.708	1:56.641
15	7.544	2:56.560	20	14.312	2:03.990	20	17.951	2:00.975	18	21.441	1:58.565	18	21.403	1:55.653
33	9.595	2:58.611	55	15.043	2:01.692	18	19.085	2:00.299	44	32.911	2:02.501	44	39.861	2:02.641
20	9.967	2:58.983	18	16.122	2:01.409	44	26.619	2:17.362	6	34.860	2:02.527	6	41.116	2:01.947
55	12.996	3:02.012	33	18.488	2:08.538	6	28.542	2:05.960	33	38.702	2:05.048	16	45.367	2:01.417
6	13.911	3:02.927	6	19.918	2:05.652	33	29.863	2:08.711	17	39.388	2:02.363	17	46.750	2:03.053
18	14.358	3:03.374	17	24.771	2:07.094	17	33.234	2:05.799	16	39.641	2:01.352	33	48.390	2:05.379
17	17.322	3:06.338	21	26.443	2:07.330	16	34.498	2:03.682	21	41.895	2:01.978	21	48.842	2:02.638
21	18.758	3:07.774	16	28.152	2:08.111	19	1 LAP	3:58.300	54	45.571	2:04.393	54	50.677	2:00.797
16	19.686	3:08.702	54	30.065	2:08.187	21	36.126	2:07.019	19	1 LAP	2:07.806	26	55.841	2:00.343
54	21.523	3:10.539	3	35.052	2:11.717	54	37.387	2:04.658	26	51.189	2:01.156	19	1 LAP	2:14.688
3	22.980	3:11.996	26	41.461	2:34.104	3	42.333	2:04.617	3	53.070	2:06.946	3	1:07.999	2:10.620
2	30.948	3:19.964	2	42.284	2:10.981	26	46.242	2:02.117	2	1:10.995	2:17.303	2	1:25.994	2:10.690
19	34.489	3:23.505P				2	49.901	2:04.953						

Car 14 - 30 second penalty added to race time
Weather / Track : Cloudy / Damp

www.mstworld.com

Page 1 of 4

Bucharest-Ring
Circuit Length = 3.1110 km.
Start: 09:40 End: 10:11

Printed - 10:21 Sunday, 20 May 2007

ADAC Logan Cup 2007

LAP CHART - RACE 2

(contd.)

Lap 6			Lap 7			Lap 8			Lap 9			Lap 10		
No	Behind	Laptime	No	Behind	Laptime	No	Behind	Laptime	No	Behind	Laptime	No	Behind	Laptime
4		1:53.861	4		1:53.916	4		1:53.985	4		1:54.383	4		1:53.877
1	3.208	1:54.754	1	4.045	1:54.753	1	3.447	1:53.387	1	4.329	1:55.265	5	6 LAPS	13:20.692
14	6.752	1:55.610	14	6.513	1:53.677	14	5.623	1:53.095	14	5.030	1:53.790	14	6.551	1:55.398
15	19.981	1:55.929	15	20.696	1:54.631	15	24.384	1:57.673	2	1 LAP	2:04.619	1	9.840	1:59.388
20	21.410	1:55.563	20	21.225	1:53.731	18	24.689	1:56.204	18	26.163	1:55.857	2	1 LAP	2:06.610
18	22.667	1:55.125	18	22.470	1:53.719	20	25.520	1:58.280	55	40.076	1:56.635	18	29.169	1:56.883
55	34.867	2:10.013	55	37.134	1:56.183	55	37.824	1:54.675	15	43.539	2:13.538	55	41.113	1:54.914
44	48.612	2:02.612	6	57.609	2:01.527	6	1:02.228	1:58.604	20	49.458	2:18.321P	15	47.736	1:58.074
6	49.998	2:02.743	44	58.260	2:03.564	16	1:03.769	1:58.870	16	1:07.112	1:57.726	16	1:12.474	1:59.239
16	52.948	2:01.442	16	58.884	1:59.852	44	1:07.143	2:02.868	6	1:07.824	1:59.979	6	1:14.203	2:00.256
21	55.779	2:00.798	26	1:06.944	1:59.667	26	1:11.515	1:58.556	44	1:12.975	2:00.215	26	1:20.965	1:59.892
33	58.303	2:03.774	33	1:08.453	2:04.066	54	1:14.088	1:58.896	26	1:14.950	1:57.818	44	1:22.149	2:03.051
54	59.010	2:02.194	54	1:09.177	2:04.083	33	1:15.994	2:01.526	54	1:17.956	1:58.251	54	1:22.931	1:58.852
26	1:01.193	1:59.213	21	1:23.174	2:21.311	21	1:28.337	1:59.148	33	1:20.854	1:59.243	33	1:27.651	2:00.674
17	1:18.755	2:25.866	17	1:27.807	2:02.968	17	1:35.050	2:01.228	21	1:43.689	2:09.735	20	1:39.401	2:43.820
3	1:20.375	2:06.237	3	1:28.484	2:02.025	3	1:35.994	2:01.495	17	1:45.321	2:04.654	21	1:48.430	1:58.618
19	1 LAP	2:08.700	19	1 LAP	2:03.873	19	1 LAP	2:05.063	3	1:47.718	2:06.107	17	1:52.114	2:00.670
2	1:40.117	2:07.984	2	1:52.385	2:06.184				19	1 LAP	2:05.418			

Car 14 - 30 second penalty added to race time
Weather / Track : Cloudy / Damp

www.mstworld.com

Page 2 of 4

Bucharest-Ring
Circuit Length = 3.1110 km.
Start: 09:40 End: 10:11

Printed - 10:21 Sunday, 20 May 2007

ADAC Logan Cup 2007

LAP CHART - RACE 2

(contd.)

Lap 11			Lap 12			Lap 13			Lap 14			Lap 15		
No	Behind	Laptime	No	Behind	Laptime	No	Behind	Laptime	No	Behind	Laptime	No	Behind	Laptime
4		1:54.412	4		1:55.041	4		1:54.966	4		1:53.692	4		1:53.846
3	1 LAP	2:00.648	17	1 LAP	2:02.868	21	1 LAP	1:59.835	14	6.304	1:52.597	14	3.807	1:51.349
5	6 LAPS	1:58.094	5	6 LAPS	1:57.167	14	7.399	1:53.482	21	1 LAP	2:00.035	5	6 LAPS	1:56.291
14	5.995	1:53.856	14	8.883	1:57.929	5	6 LAPS	1:56.424	5	6 LAPS	1:53.719	21	1 LAP	1:58.112
19	2 LAPS	2:05.757	3	1 LAP	2:05.785	17	1 LAP	2:04.403	17	1 LAP	2:02.195	17	1 LAP	2:02.038
1	15.288	1:59.860	19	2 LAPS	2:04.172	1	29.606	2:02.609	1	32.068	1:56.154	1	37.196	1:58.974
2	1 LAP	2:05.792	1	21.963	2:01.716	19	2 LAPS	2:07.863	18	39.548	1:57.244	18	43.113	1:57.411
18	33.446	1:58.689	18	35.563	1:57.158	3	1 LAP	2:17.818	55	39.997	1:54.214	3	1 LAP	2:02.091
55	41.721	1:55.020	55	41.636	1:54.956	18	35.996	1:55.399	3	1 LAP	2:05.904	15	54.733	1:54.899
15	49.935	1:56.611	2	1 LAP	2:05.423	55	39.475	1:52.805	19	2 LAPS	2:08.203	19	2 LAPS	2:06.352
16	1:16.035	1:57.973	15	51.410	1:56.516	15	51.703	1:55.259	15	53.680	1:55.669	2	1 LAP	2:07.719
6	1:19.287	1:59.496	16	1:19.888	1:58.894	2	1 LAP	2:04.349	2	1 LAP	2:05.491	26	1:32.002	1:57.838
26	1:24.696	1:58.143	6	1:22.689	1:58.443	16	1:22.062	1:57.140	16	1:26.912	1:58.542	16	1:32.303	1:59.237
44	1:25.967	1:58.230	26	1:25.973	1:56.318	6	1:24.339	1:56.616	26	1:28.010	1:55.369	54	1:34.739	1:58.380
54	1:26.779	1:58.260	54	1:28.536	1:56.798	26	1:26.333	1:55.326	6	1:29.353	1:58.706	6	1:35.704	2:00.197
33	1:33.608	2:00.369	44	1:29.676	1:58.750	54	1:27.929	1:54.359	54	1:30.205	1:55.968	44	1:47.910	2:02.825
20	1:40.544	1:55.555	33	1:37.832	1:59.265	44	1:32.627	1:57.917	44	1:38.931	1:59.996	20	1:50.774	1:59.134
21	1:52.311	1:58.293	20	1:41.438	1:55.935	33	1:40.401	1:57.535	33	1:45.159	1:58.450	33	1:52.084	2:00.771
						20	1:42.966	1:56.494	20	1:45.486	1:56.212			

Car 14 - 30 second penalty added to race time
Weather / Track : Cloudy / Damp

www.mstworld.com

Page 3 of 4

Bucharest-Ring
Circuit Length = 3.1110 km.
Start: 09:40 End: 10:11

Printed - 10:21 Sunday, 20 May 2007

**ADAC Logan Cup 2007
LAP CHART - RACE 2**

(contd.)

Lap 16			Lap 17			Lap 18			Lap 19			Lap 20		
No	Behind	Laptime	No	Behind	Laptime	No	Behind	Laptime	No	Behind	Laptime	No	Behind	Laptime
4		1:54.829												
14	1.249	1:52.271												
5	6 LAPS	1:57.617												
21	1 LAP	1:59.233												
17	1 LAP	2:03.003												
1	44.184	2:01.817												
18	48.822	2:00.538												
15	55.422	1:55.518												
3	1 LAP	2:04.250												
19	2 LAPS	2:14.537												
2	1 LAP	2:07.727												
16	1:34.489	1:57.015												
26	1:35.408	1:58.235												
54	1:36.151	1:56.241												
6	1:38.044	1:57.169												
44	1:53.181	2:00.100												
20	1:53.497	1:57.552												
33	1:56.611	1:59.356												
<p>Car 14 - 30 second penalty added to race time Weather / Track : Cloudy / Damp</p> <p>www.mstworld.com</p>						<p>Page 4 of 4</p>						<p>Bucharest-Ring Circuit Length = 3.1110 km. Start: 09:40 End: 10:11 Printed - 10:21 Sunday, 20 May 2007</p>		